



Marine Fisheries Profile Gujarat

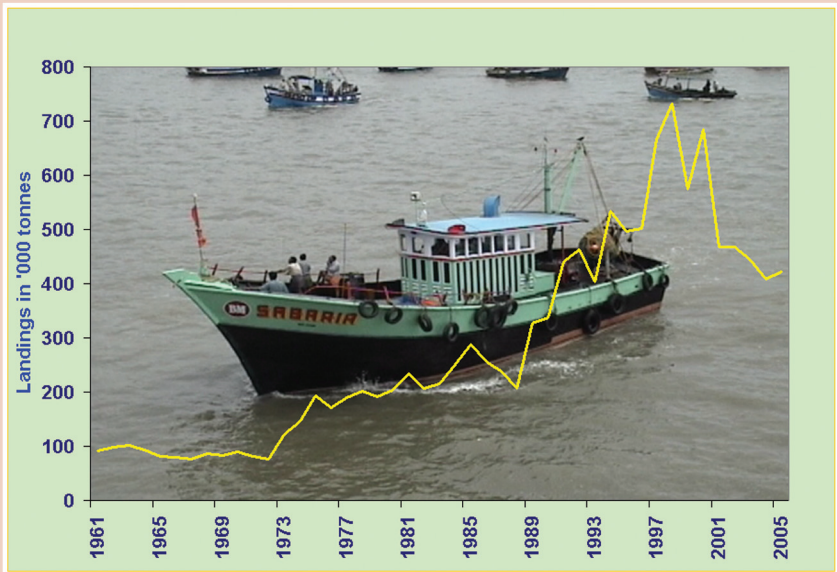


Fishery Resources Assessment Division
Central Marine Fisheries Research Institute
(Indian Council of Agricultural Research)
Cochin

Statistical highlights

Coastal length	1600 km
Landing centres	123
Fishing villages	263
Fisherfolk families	59,889
Fisherfolk population	323,215
Male	166,814
Female	156,401
Sex ratio (Females/1000 males)	938
Family size	5.4
Education	
Formal education	132,306
No education	190,909
Active fisherfolk	
Full time	68,956
Part time	10,185
Occasional	4,181
Allied activities	
Male	44,879
Female	30,203
Fishing Crafts	
Mechanized	13,047
Motorized	7,376
Non-motorized	3,729
Fisherfolk families possessing neither craft nor gear	26,470
Total Production in 2005 (thousand tonnes)	421.87

Total landings - All resources



Average landings ('000 tonnes)*

1961 - 1965	92.96
1966 - 1970	82.77
1971 - 1975	123.81
1976 - 1980	191.53
1981 - 1985	239.07
1986 - 1990	273.10
1991 - 1995	467.31
1996 - 2000	631.85
2001 - 2005	442.07

Maximum landings 731.98 (1998)

Minimum landings 75.63 (1967)

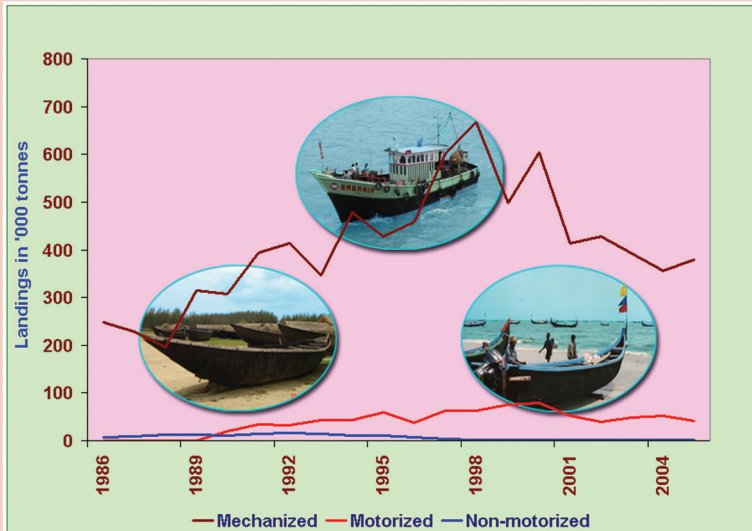
Current landings 421.87

Major Gears

- Trawlnet
- Dolnet
- Gillnet

* Estimates of landings in Kutch region are provided by the Fisheries Department, Government of Gujarat

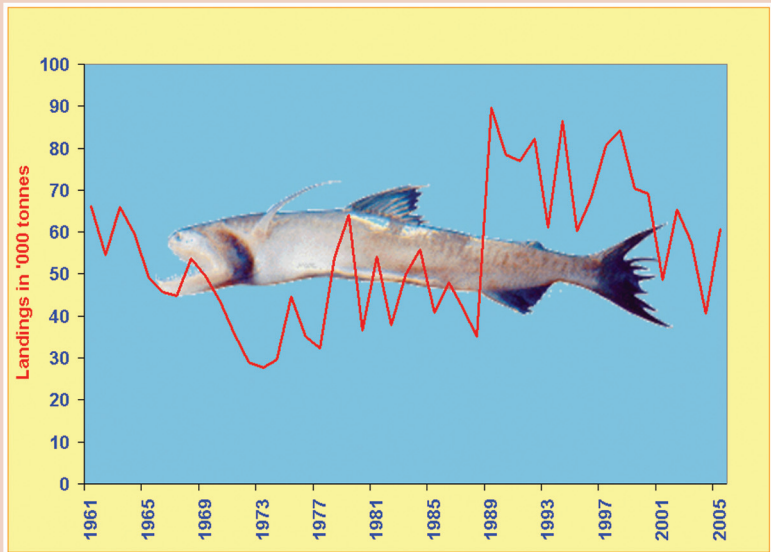
Sectorwise landings



Average landings ('000 tonnes)

	Mechanized	Motorized	Non-motorized
1986 - 1990	258.92	3.83	10.34
1991 - 1995	412.07	42.27	12.97
1996 - 2000	565.61	63.19	3.05
2001 - 2005	393.28	47.08	1.71

Bombay Duck



Average landings ('000 tonnes)

1961 - 1965	59.11
1966 - 1970	47.46
1971 - 1975	33.32
1976 - 1980	44.36
1981 - 1985	47.72
1986 - 1990	58.63
1991 - 1995	73.44
1996 - 2000	74.49
2001 - 2005	54.55

Maximum landings 89.55 (1989)

Minimum landings 27.66 (1973)

Current landings 60.62

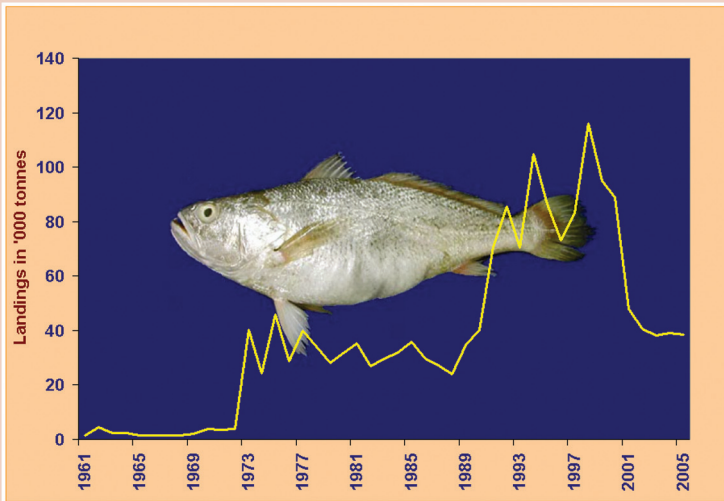
Major Species

Harpadon nehereus, H. squamosis

Major Gears

Dolnet
Trawl-net

Croakers



Average landings ('000 tonnes)

1961 - 1965	2.46
1966 - 1970	2.13
1971 - 1975	23.52
1976 - 1980	32.50
1981 - 1985	31.90
1986 - 1990	31.14
1991 - 1995	83.61
1996 - 2000	91.19
2001 - 2005	40.81

Maximum landings 115.97 (1998)

Minimum landings 1.36 (1961)

Current landings 38.47

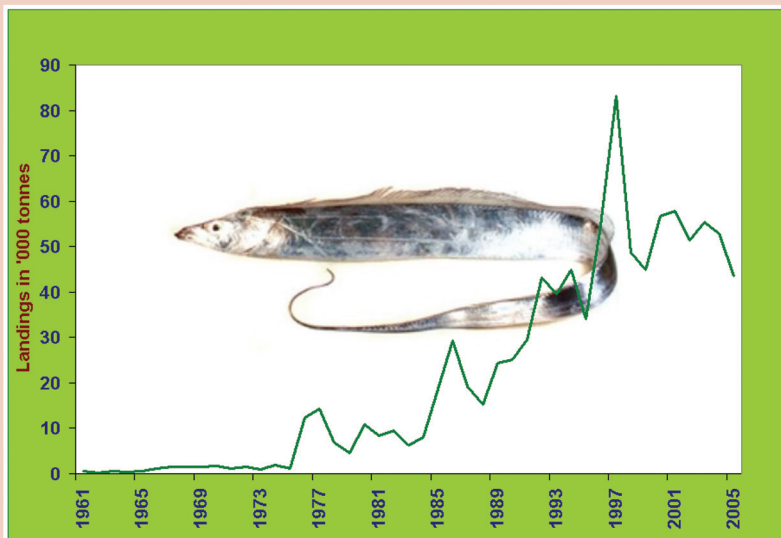
Major Species

Otolithoides biauritus, Protonibea diacanthus, Johnius carutta, Otolithes argenteus, O. ruber

Major Gears

Trawlnet
Dolnet
Gillnet

Ribbonfishes



Average landings ('000 tonnes)

1961 - 1965	0.46
1966 - 1970	1.47
1971 - 1975	1.30
1976 - 1980	9.76
1981 - 1985	10.15
1986 - 1990	22.66
1991 - 1995	38.24
1996 - 2000	57.61
2001 - 2005	52.23

<i>Maximum landings</i>	83.21 (1997)
<i>Minimum landings</i>	0.29 (1962)
<i>Current landings</i>	43.62

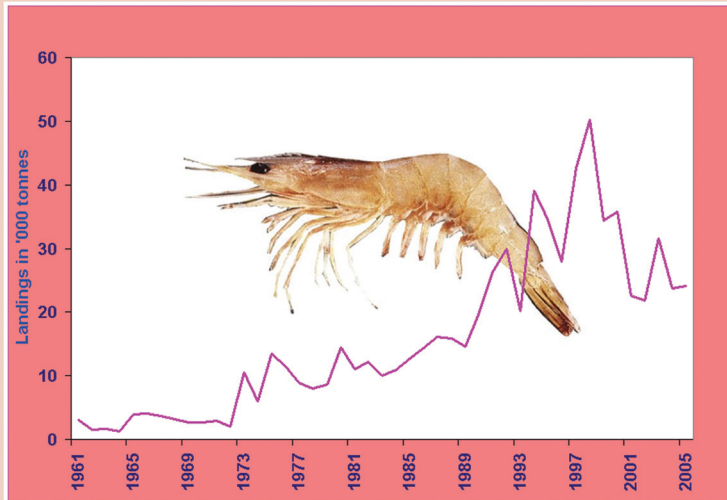
Major Species

Trichiurus lepturus, *Lepturacanthus savala*,
Eupleurogrammus intermedius, *E. muticus*

Major Gears

Trawlnet
Dolnet
Gillnet

Penaeid Prawns



Average landings ('000 tonnes)

1961 - 1965	2.30
1966 - 1970	3.25
1971 - 1975	6.96
1976 - 1980	10.28
1981 - 1985	11.35
1986 - 1990	16.16
1991 - 1995	30.02
1996 - 2000	38.20
2001 - 2005	24.74

Maximum landings 50.29 (1998)

Minimum landings 1.33 (1964)

Current landings 24.09

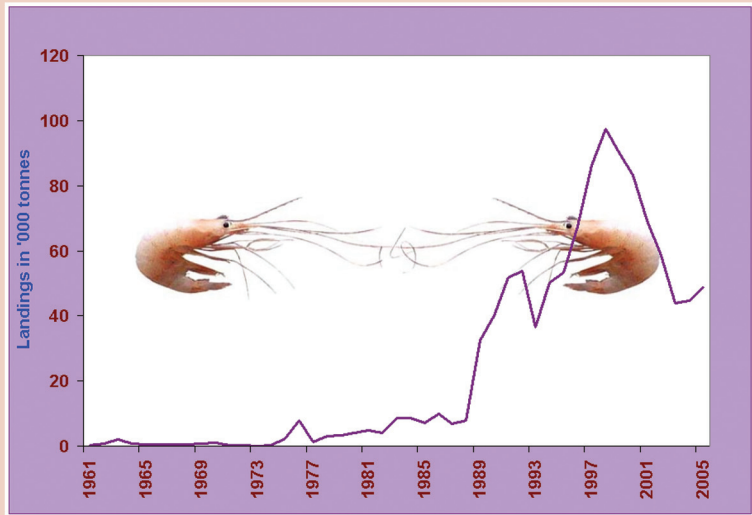
Major Species

Parapenaeopsis styliifera, *Metapenaeus dobsoni*,
M. monoceros, *M. affinis*, *Solenocera crassicornis*, *S. choprai*,
S. indica, *S. hextii*, *Fenneropenaeus indicus*

Major Gears

Trawl-net
Dolnet

Non Penaeid Prawns



Average landings ('000 tonnes)

1961 - 1965	0.87
1966 - 1970	0.59
1971 - 1975	0.59
1976 - 1980	3.92
1981 - 1985	6.64
1986 - 1990	19.48
1991 - 1995	49.15
1996 - 2000	84.83
2001 - 2005	53.05

Maximum landings 97.34 (1998)

Minimum landings 0.07 (1973)

Current landings 48.68

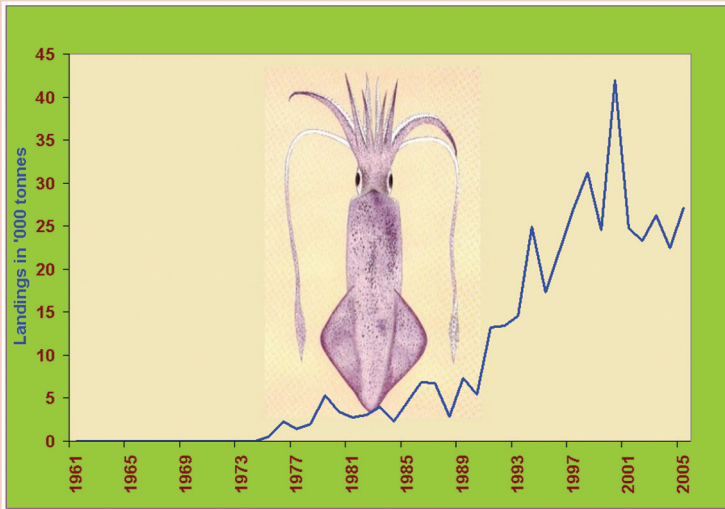
Major Species

Acetes spp. *Nematopalaemon tenuipes*,
Exhippolysmata ensirostris

Major Gears

Trawl-net
Dolnet

Cephalopods



Average landings ('000 tonnes)

1961 - 1965	0.00*
1966 - 1970	0.00*
1971 - 1975	0.12
1976 - 1980	2.90
1981 - 1985	3.32
1986 - 1990	5.85
1991 - 1995	16.69
1996 - 2000	29.37
2001 - 2005	24.80

Maximum landings	41.92 (2000)
Minimum landings	0.00* (1961, 1963, 1970-'71)
Current landings	27.15

Major Species

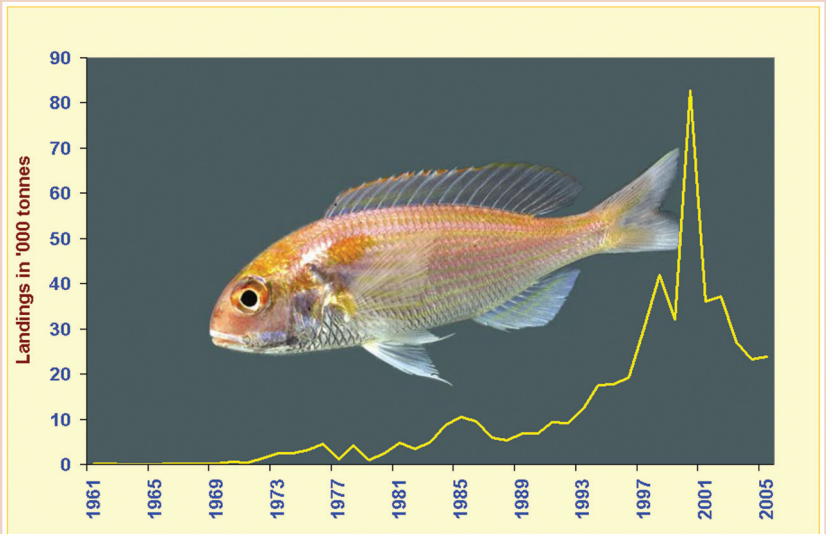
Loligo duvauceli, *Sepia aculeata*, *S. pharaonis*

Major Gears

Trawlnet
Dolnet

* '0' landings indicate marginal landings below 5 tonnes

Perches



Average landings ('000 tonnes)

1961 - 1965	0.10
1966 - 1970	0.27
1971 - 1975	1.98
1976 - 1980	2.69
1981 - 1985	6.48
1986 - 1990	6.91
1991 - 1995	13.20
1996 - 2000	41.24
2001 - 2005	29.47

Maximum landings 82.66 (2000)

Minimum landings 0.05 (1965)

Current landings 23.75

Major Species

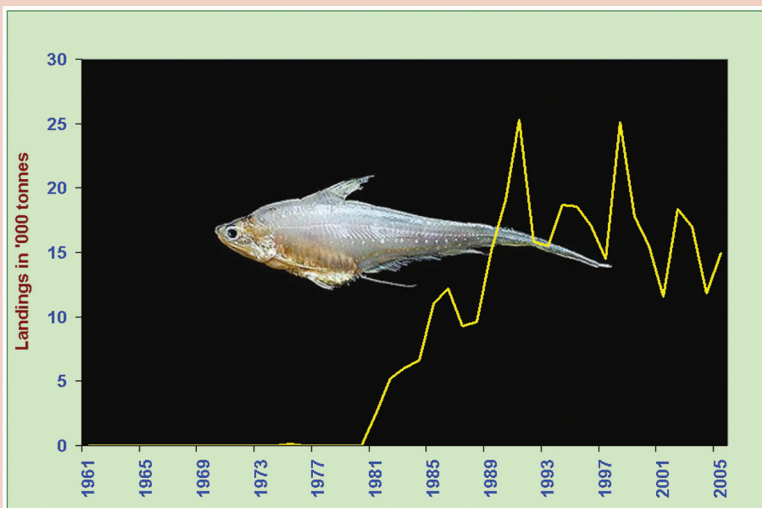
Nemipterus japonicus, N. mesoprion, Epinephelus diacanthus

Major Gears

Trawlnet

Gillnet

Anchovies



Average landings ('000 tonnes)

1961 - 1965	0.00*
1966 - 1970	0.00*
1971 - 1975	0.03
1976 - 1980	0.00*
1981 - 1985	6.27
1986 - 1990	13.06
1991 - 1995	18.78
1996 - 2000	17.99
2001 - 2005	14.75

Maximum landings 25.33 (1991)

Minimum landings 0.00* (1964-71, 1973-74, 1976-80)

Current landings 14.97

Major Species

Coilia dussumieri, Stolephorus Spp.

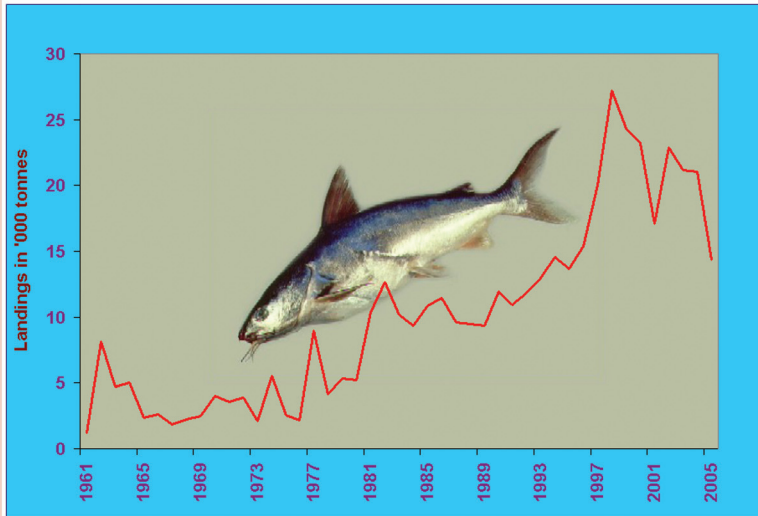
Major Gears

Dolnet

Trawl-net

* '0' landings indicate marginal landings below 5 tonnes

Catfishes



Average landings ('000 tonnes)

1961 - 1965	4.27
1966 - 1970	2.64
1971 - 1975	3.52
1976 - 1980	5.16
1981 - 1985	10.68
1986 - 1990	10.38
1991 - 1995	12.78
1996 - 2000	22.03
2001 - 2005	19.32

Maximum landings 27.18 (1998)

Minimum landings 1.18 (1961)

Current landings 14.37

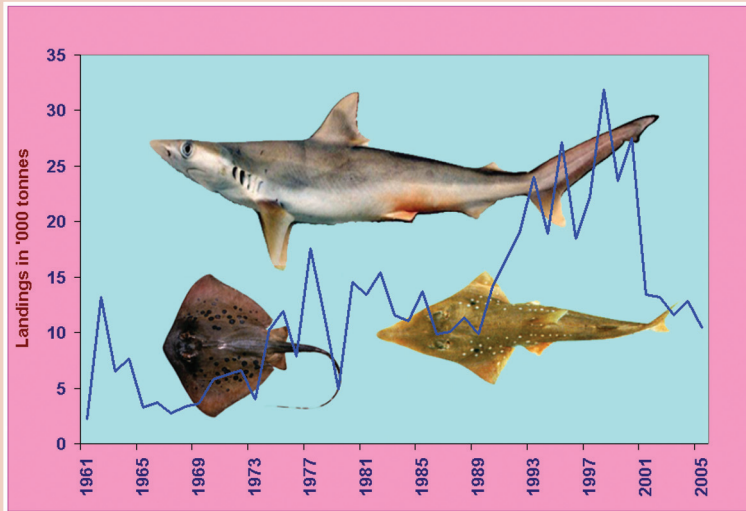
Major Species

Tachysurus thalassinus, T. tenuispinis, T. jella

Major Gears

Trawl
Gillnet
Dolnet
Hooks & lines

Elasmobranchs



Average landings ('000 tonnes)

1961 - 1965	6.58
1966 - 1970	3.84
1971 - 1975	7.79
1976 - 1980	11.29
1981 - 1985	13.05
1986 - 1990	11.06
1991 - 1995	21.13
1996 - 2000	24.74
2001 - 2005	12.30

Maximum landings 31.89 (1998)

Minimum landings 2.23 (1961)

Current landings 10.43

Major Species

Sharks : *Scoliodon laticaudus*, *Rhizoprionodon acutus*,
Carcharhinus sorrah

Rays : *Dasyatis bleekeri*, *D. kuhlii*, *Pastinachus sephen*

Skates : *Rhynchobatus djiddensis*, *Rhinobatos granulatus*

Major Gears

Trawlnet

Gillnet

Hooks & lines

Dolnet

Major fish landing centres in Gujarat





www.cmfri.org.in

Published by Director, CMFRI, Kochi-18
Concept : M. Srinath

Layout & data preparation : M.R. Beena, Sindhu K. Augustine, Somy Kuriakose, J. Sreenivasan