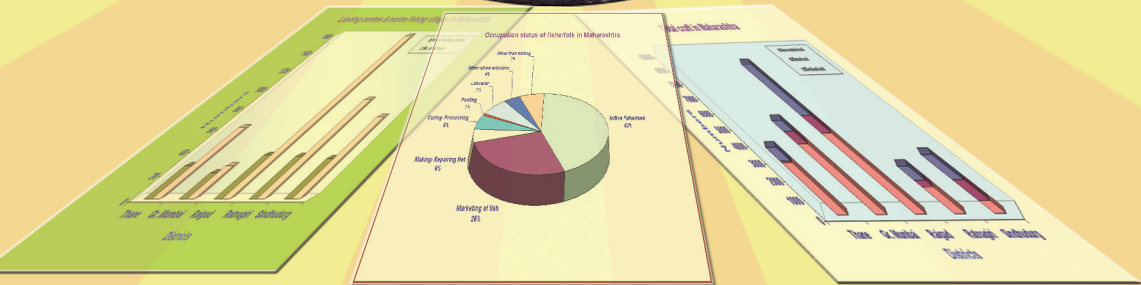




Marine Fisheries Profile Maharashtra



Fishery Resources Assessment Division
Central Marine Fisheries Research Institute
(Indian Council of Agricultural Research)
Cochin

Statistical highlights

Coastal length	720 km
Landing centres	152
Fishing villages	406
Fisherfolk families	65,313

Fisherfolk population	319,397
Male	163,363
Female	156,034

Sex ratio (Females/1000 males)	955
Family size	4.89

Education	
Formal education	214,117
No education	105,280

Active fisherfolk	
Full time	54,901
Part time	12,484
Occasional	4,689

Allied activities	
Male	25,503
Female	56,277

Fishing Crafts	
Mechanized	13,053
Motorized	3,382
Non-motorized	7,073

Fisherfolk families possessing neither craft nor gear	25,647
--	--------

Total Production in 2005 (thousand tonnes)	282.38
---	--------

Total landings - All resources



Average landings ('000 tonnes)

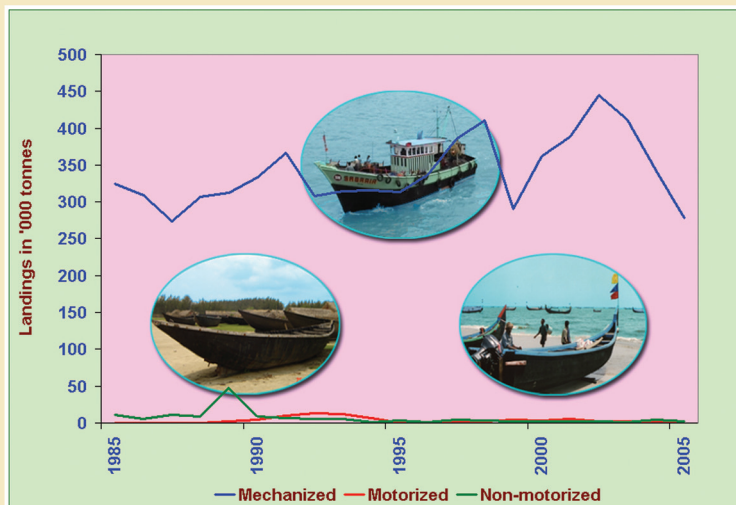
1961 - 1965	126.27
1966 - 1970	150.53
1971 - 1975	220.72
1976 - 1980	273.48
1981 - 1985	287.60
1986 - 1990	324.74
1991 - 1995	337.03
1996 - 2000	362.04
2001 - 2005	378.75

<i>Maximum landings</i>	449.60 (2002)
<i>Minimum landings</i>	116.29 (1961)
<i>Current landings</i>	282.38

Major Gears

Trawlnet
Dolnet
Seinenets
Gillnet

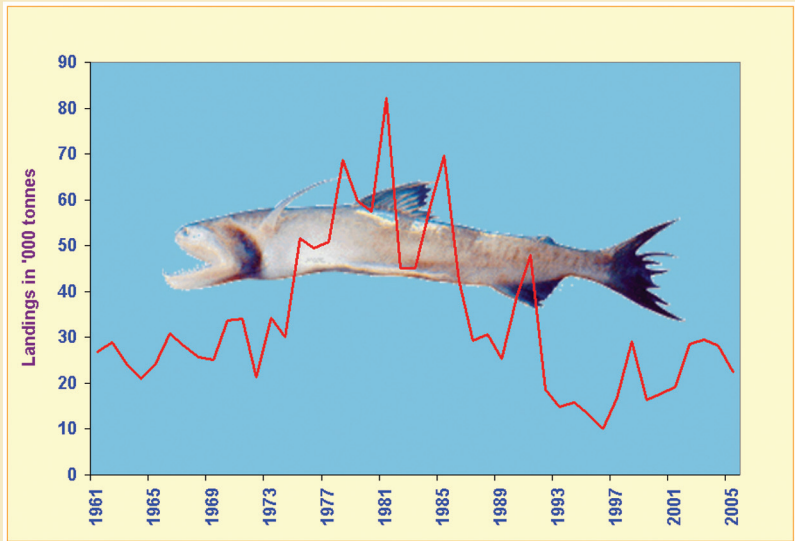
Sectorwise landings



Average landings ('000 tonnes)

	Mechanized	Motorized	Non-motorized
1986 - 1990	307.14	1.17	16.43
1991 - 1995	323.88	8.62	4.53
1996 - 2000	357.06	2.23	2.75
2001 - 2005	373.36	2.93	2.47

Bombay Duck



Average landings ('000 tonnes)

1961 - 1965	24.99
1966 - 1970	28.73
1971 - 1975	34.21
1976 - 1980	57.22
1981 - 1985	60.09
1986 - 1990	33.23
1991 - 1995	22.13
1996 - 2000	18.05
2001 - 2005	25.60

<i>Maximum landings</i>	82.14 (1981)
<i>Minimum landings</i>	10.16 (1996)
<i>Current landings</i>	22.49

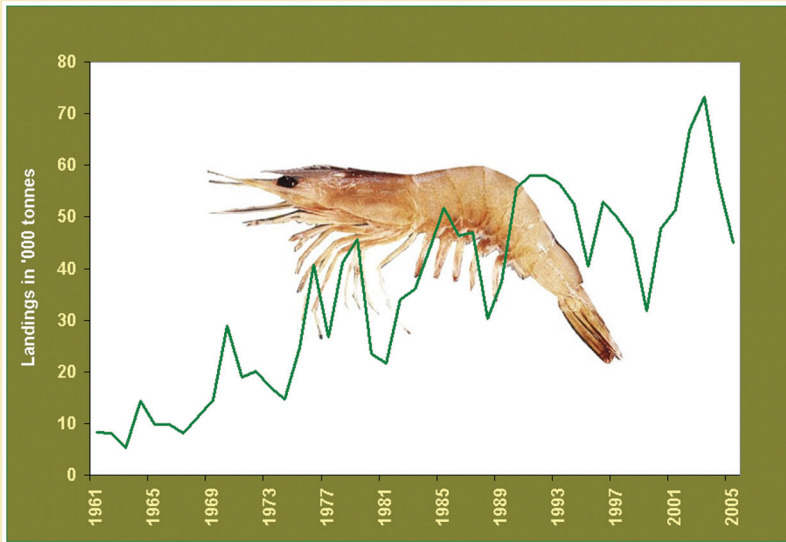
Major Species

Harpadon nehereus, *H. squamosis*

Major Gears

Dolnet
Trawl-net

Penaeid Prawns



Average landings ('000 tonnes)

1961 - 1965	9.14
1966 - 1970	14.55
1971 - 1975	19.08
1976 - 1980	35.52
1981 - 1985	37.48
1986 - 1990	43.32
1991 - 1995	53.06
1996 - 2000	45.62
2001 - 2005	58.65

Maximum landings 73.15 (2003)

Minimum landings 5.19 (1963)

Current landings 45.02

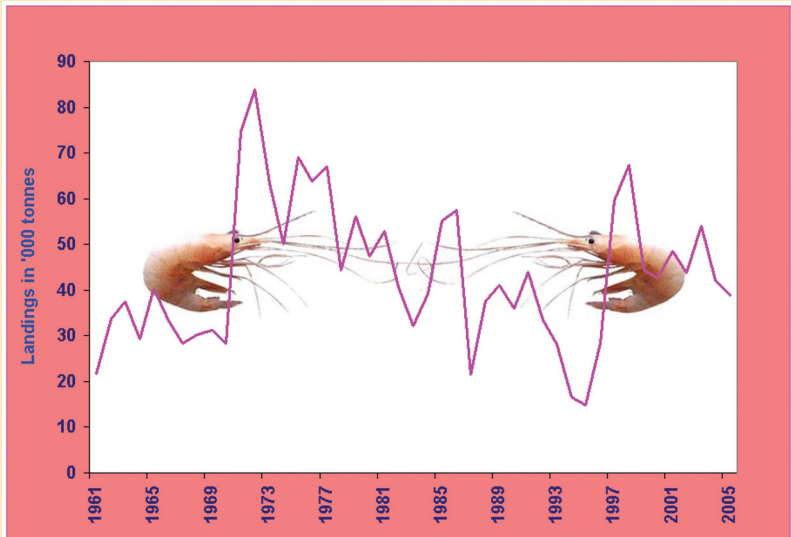
Major Species

Parapenaeopsis styliifera, *Metapenaeus dobsoni*,
M. monoceros, *M. affinis*, *Solenocera crassicornis*, *S. choprai*,
S. indica, *S. hextii*, *Fenneropenaeus indicus*

Major Gears

Trawlnet
Dolnet

Non Penaeid Prawns



Average landings ('000 tonnes)

1961 - 1965	32.54
1966 - 1970	30.33
1971 - 1975	68.22
1976 - 1980	55.69
1981 - 1985	44.04
1986 - 1990	38.67
1991 - 1995	27.40
1996 - 2000	48.40
2001 - 2005	45.44

Maximum landings	83.95 (1972)
Minimum landings	14.89 (1995)
Current landings	38.75

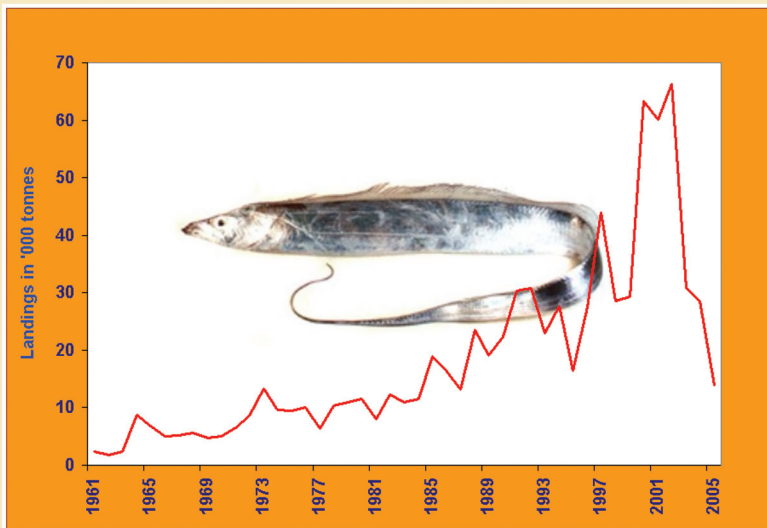
Major Species

Acetes spp. *Nematopalaemon tenuipes*,
Exhippolysmata ensirostris

Major Gears

Dolnet
Trawl-net

Ribbonfishes



Average landings ('000 tonnes)

1961 - 1965	4.43
1966 - 1970	5.11
1971 - 1975	9.50
1976 - 1980	9.86
1981 - 1985	12.39
1986 - 1990	18.91
1991 - 1995	25.64
1996 - 2000	38.51
2001 - 2005	39.95

Maximum landings 66.28 (2002)

Minimum landings 1.78 (1962)

Current landings 13.91

Major Species

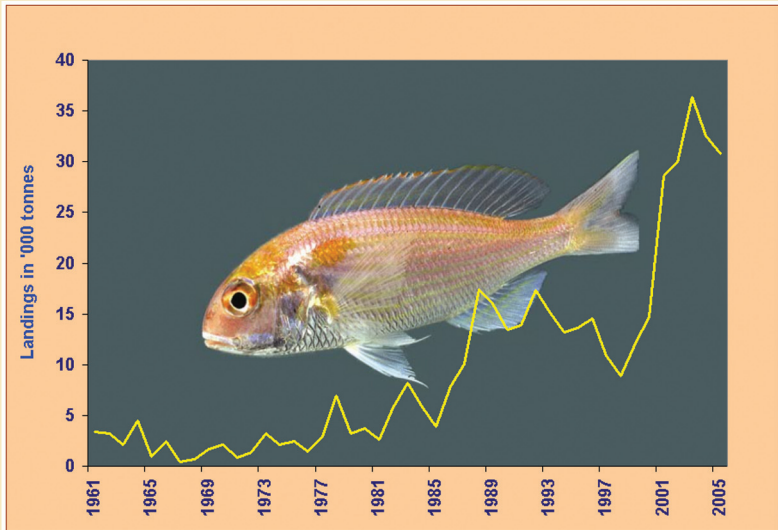
Trichiurus lepturus, *Lepturacanthus savala*,
Eupleurogrammus intermedius, *E. muticus*

Major Gears

Trawl-net

Dolnet

Perches



Average landings ('000 tonnes)

1961 - 1965	2.83
1966 - 1970	1.46
1971 - 1975	2.00
1976 - 1980	3.66
1981 - 1985	5.26
1986 - 1990	12.95
1991 - 1995	14.63
1996 - 2000	12.24
2001 - 2005	31.65

Maximum landings 36.35 (2003)

Minimum landings 0.40 (1967)

Current landings 30.79

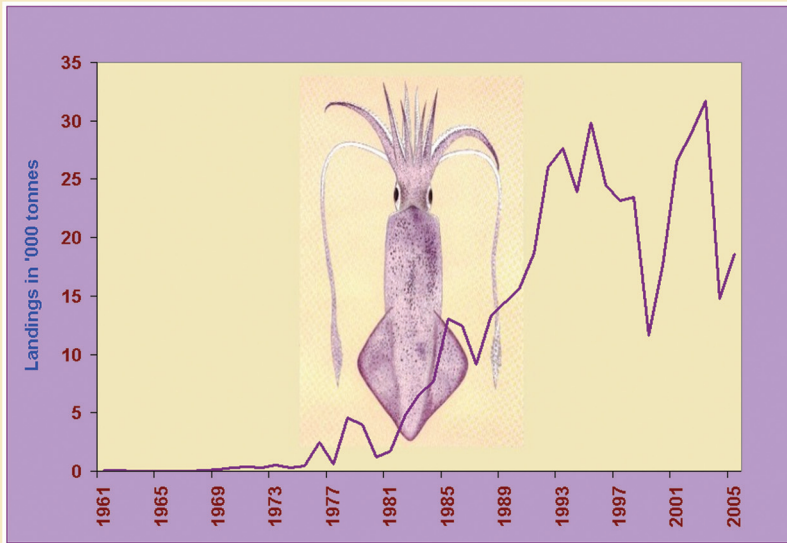
Major Species

Nemipterus japonicus, *N. mesoprion*, *Epinephelus diacanthus*

Major Gears

Trawl-net

Cephalopods



Average landings ('000 tonnes)

1961 - 1965	0.03
1966 - 1970	0.12
1971 - 1975	0.39
1976 - 1980	2.56
1981 - 1985	6.77
1986 - 1990	13.00
1991 - 1995	25.21
1996 - 2000	20.07
2001 - 2005	24.11

Maximum landings 31.68 (2003)

Minimum landings 0.00* (1967)

Current landings 18.57

Major Species

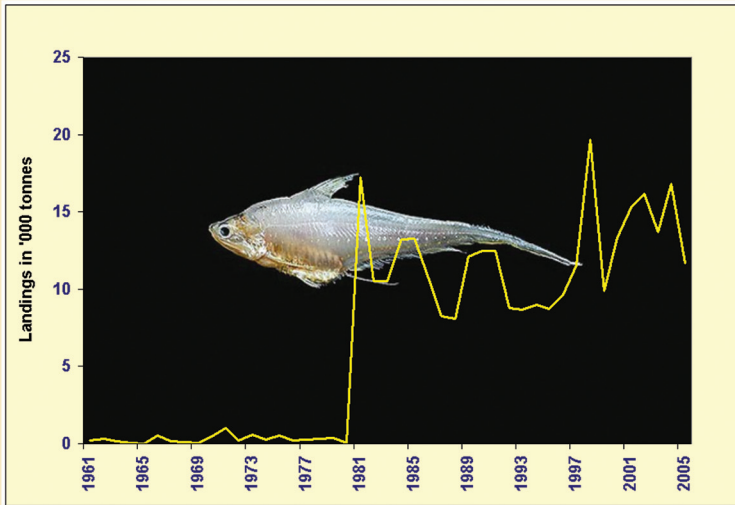
Loligo duvauceli, Sepia aculeata, S. pharaonis

Major Gears

Trawl-net

* '0' landings indicate marginal landings below 5 tonnes

Anchovies



Average landings ('000 tonnes)

1961 - 1965	0.16
1966 - 1970	0.27
1971 - 1975	0.52
1976 - 1980	0.26
1981 - 1985	12.95
1986 - 1990	10.34
1991 - 1995	9.51
1996 - 2000	12.81
2001 - 2005	14.74

Maximum landings 19.65 (1998)

Minimum landings 0.00* (1965)

Current landings 11.69

Major Species

Coilia dussumieri, Stolephorus Spp.

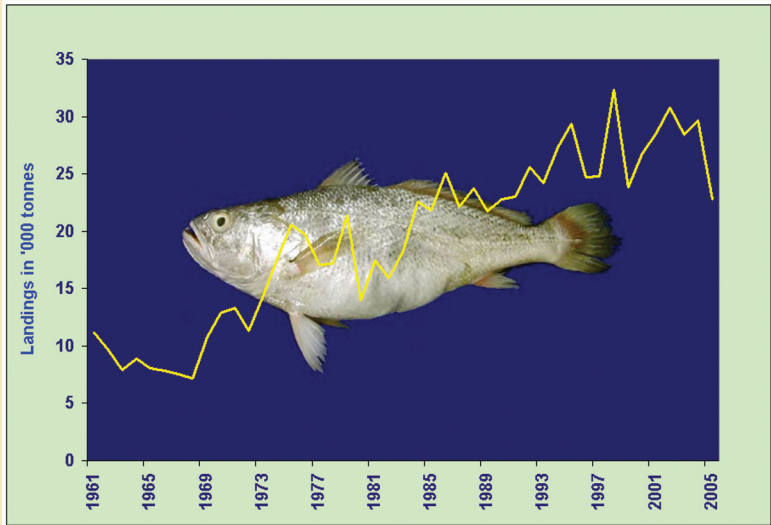
Major Gears

Trawlnet

Dolnet

* '0' landings indicate marginal landings below 5 tonnes

Croakers



Average landings ('000 tonnes)

1961 - 1965	9.14
1966 - 1970	9.24
1971 - 1975	15.40
1976 - 1980	17.88
1981 - 1985	19.21
1986 - 1990	23.11
1991 - 1995	25.89
1996 - 2000	26.46
2001 - 2005	28.05

Maximum landings 32.32 (1998)

Minimum landings 7.14 (1968)

Current landings 22.81

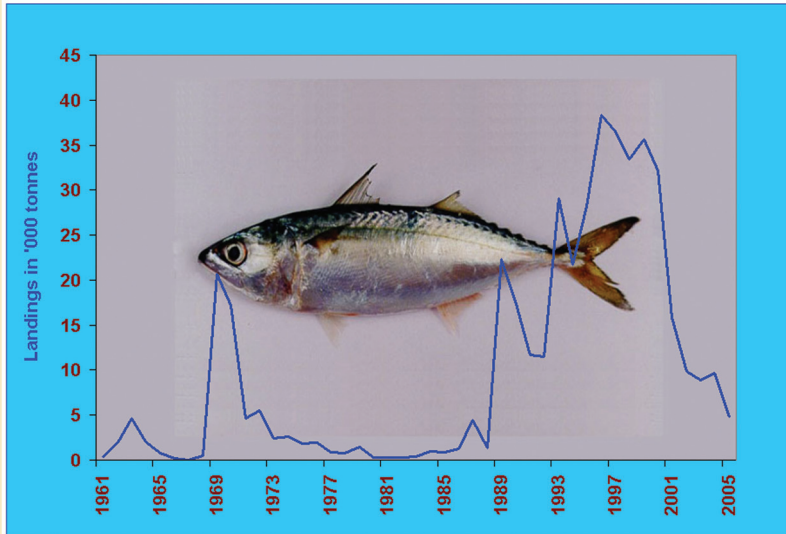
Major Species

Otolithoides biauritus, Protonibea diacanthus, Johnius carutta, Otolithes argenteus, O. ruber

Major Gears

Trawlnet
Dolnet
Gillnet

Mackerel



Average landings ('000 tonnes)

1961 - 1965	1.96
1966 - 1970	7.71
1971 - 1975	3.39
1976 - 1980	1.07
1981 - 1985	0.57
1986 - 1990	9.42
1991 - 1995	20.42
1996 - 2000	35.22
2001 - 2005	9.83

<i>Maximum landings</i>	38.36	(1996)
<i>Minimum landings</i>	0.00*	(1967)
<i>Current landings</i>	4.87	

Major Species

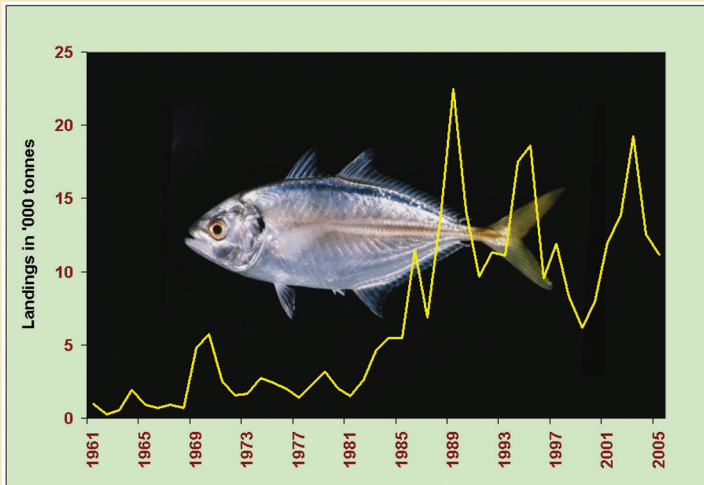
Rastrelliger kanagurta

Major Gears

Seinenets
Trawlnet
Gillnet

* '0' landings indicate marginal landings below 5 tonnes

Carangids



Average landings ('000 tonnes)

1961 - 1965	0.92
1966 - 1970	2.56
1971 - 1975	2.18
1976 - 1980	2.17
1981 - 1985	3.95
1986 - 1990	13.78
1991 - 1995	13.64
1996 - 2000	8.77
2001 - 2005	13.76

<i>Maximum landings</i>	22.45 (1989)
<i>Minimum landings</i>	0.28 (1962)
<i>Current landings</i>	11.15

Major Species

Megalaspis cordyla, *Caranx ignobilis*, *C. malabaricus*,
Decapterus russelli, *D. dayi*, *D. macrosoma*,
Selar crumenophthalmus

Major Gears

Seinenets
Trawlnet
Gillnet

Major fish landing centres in Maharashtra





www.cmfri.org.in

Published by Director, CMFRI, Kochi-18
Concept : M. Srinath

Layout & data preparation : M.R. Beena, Sindhu K. Augustine, Somy Kuriakose, J. Sreenivasan