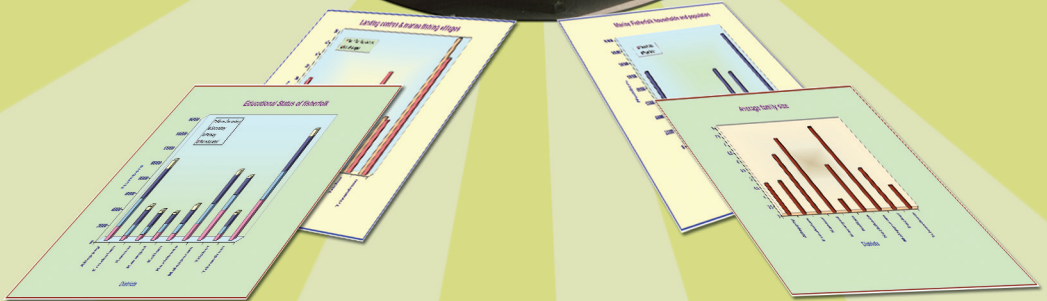




Marine Fisheries Profile Kerala

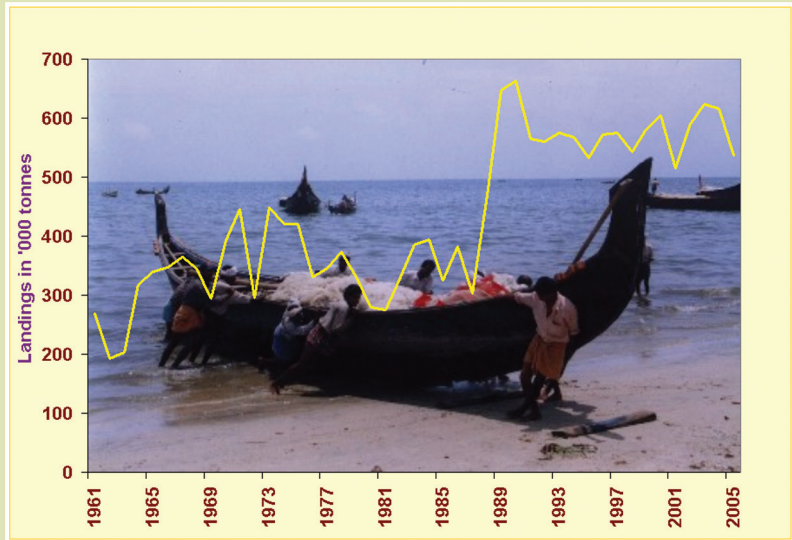


Fishery Resources Assessment Division
Central Marine Fisheries Research Institute
(Indian Council of Agricultural Research)
Cochin

Statistical highlights

Coastal length	590 km
Landing centres	178
Fishing villages	222
Fisherfolk families	120,486
Fisherfolk population	602,234
Male	304,308
Female	297,926
Sex ratio (Females/1000 males)	979
Family size	5
Education	
Formal education	438,667
No education	163,567
Active fisherfolk	
Full time	124,103
Part time	10,488
Occasional	5,631
Allied activities	
Male	35,622
Female	35,452
Fishing Crafts	
Mechanized	5,504
Motorized	14,151
Non-motorized	9,522
Fisherfolk families possessing neither craft nor gear	79,438
Total Production in 2005 (thousand tonnes)	536.22

Total landings - All resources



Average landings ('000 tonnes)

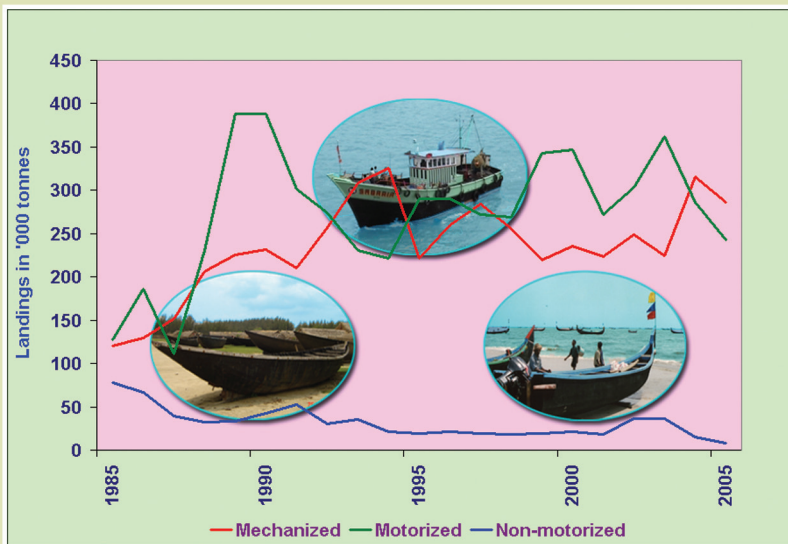
1961 - 1965	264.30
1966 - 1970	348.77
1971 - 1975	406.07
1976 - 1980	331.90
1981 - 1985	340.99
1986 - 1990	493.06
1991 - 1995	559.86
1996 - 2000	574.88
2001 - 2005	576.00

Maximum landings	662.89 (1990)
Minimum landings	192.47 (1962)
Current landings	536.22

Major Gears

- Trawlnet
- Seinenets
- Gillnet
- Hooks & lines

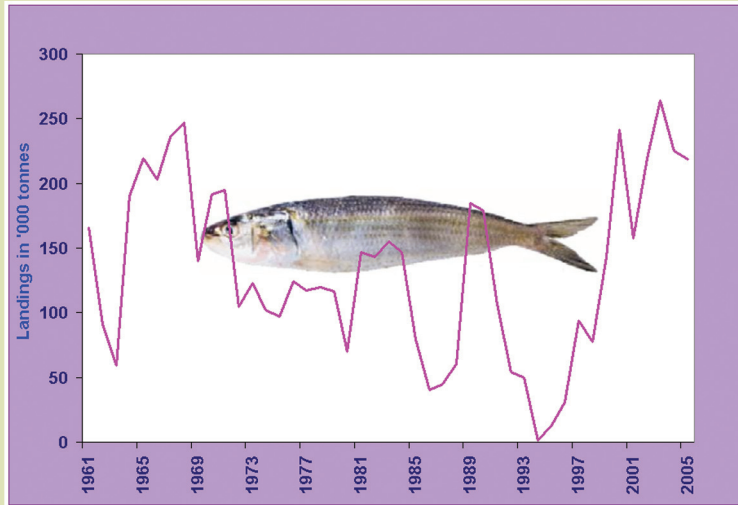
Sectorwise landings



Average landings ('000 tonnes)

	Mechanized	Motorized	Non-motorized
1986 - 1990	188.94	261.04	43.08
1991 - 1995	264.57	263.45	31.84
1996 - 2000	250.85	304.01	20.03
2001 - 2005	259.72	293.19	23.09

Oil sardine



Average landings ('000 tonnes)

1961 - 1965	145.15
1966 - 1970	203.38
1971 - 1975	124.30
1976 - 1980	109.55
1981 - 1985	134.24
1986 - 1990	102.00
1991 - 1995	44.99
1996 - 2000	117.32
2001 - 2005	216.94

<i>Maximum landings</i>	264.37 (2003)
<i>Minimum landings</i>	1.55 (1994)
<i>Current landings</i>	218.80

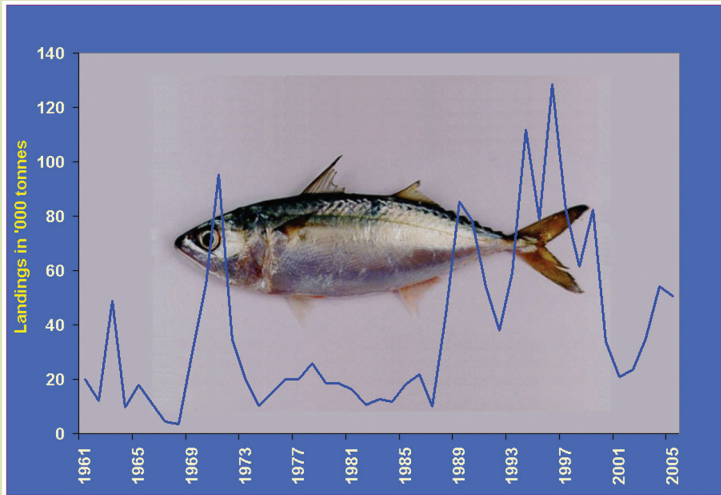
Species

Sardinella longiceps

Major Gears

Seinenets
Gillnet

Mackerel



Average landings ('000 tonnes)

1961 - 1965	21.72
1966 - 1970	20.70
1971 - 1975	34.95
1976 - 1980	20.58
1981 - 1985	13.88
1986 - 1990	47.90
1991 - 1995	68.29
1996 - 2000	77.73
2001 - 2005	36.75

Maximum landings 128.41 (1996)

Minimum landings 3.60 (1968)

Current landings 50.50

Major Species

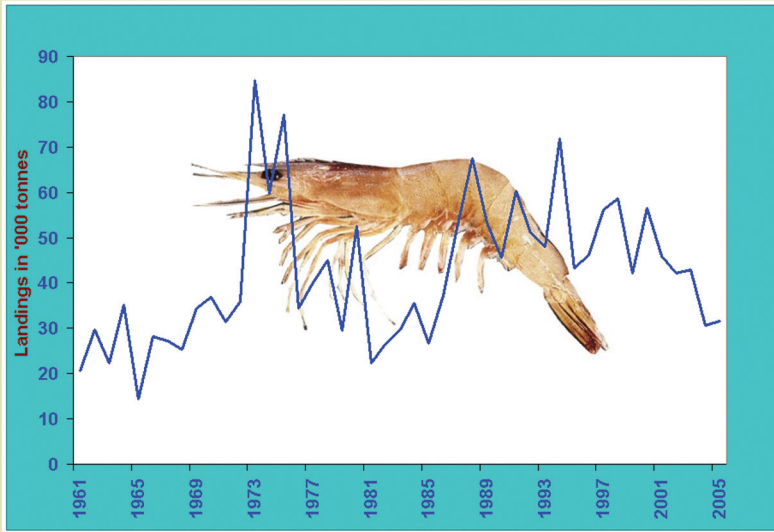
Rastrelliger kanagurta

Major Gears

Seinenets

Gillnet

Penaeid Prawns



Average landings ('000 tonnes)

1961 - 1965	24.42
1966 - 1970	30.38
1971 - 1975	57.79
1976 - 1980	40.36
1981 - 1985	28.19
1986 - 1990	51.27
1991 - 1995	54.89
1996 - 2000	51.88
2001 - 2005	38.61

Maximum landings 84.77 (1973)

Minimum landings 14.33 (1965)

Current landings 31.52

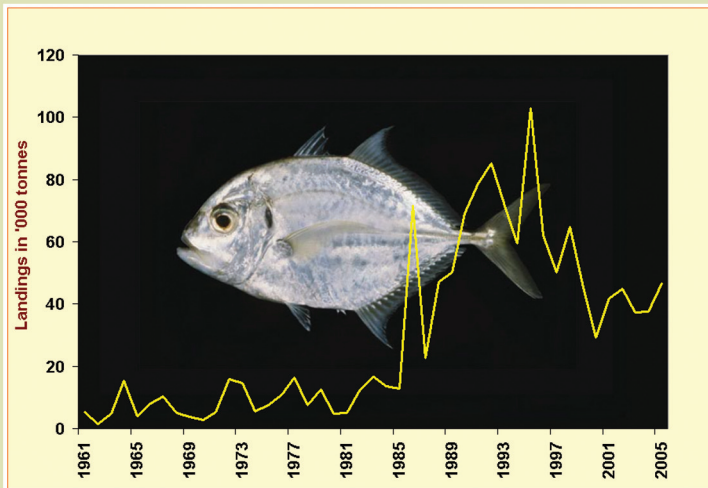
Major Species

Parapenaeopsis stylifera, *Metapenaeus dobsoni*,
M. monoceros, *M. affinis*, *Solenocera crassicornis*, *S. choprai*,
S. indica, *S. hextii*, *Fenneropenaeus indicus*

Major Gears

Trawlnet
Seinenets

Carangids



Average landings ('000 tonnes)

1961 - 1965	6.22
1966 - 1970	5.96
1971 - 1975	9.77
1976 - 1980	10.48
1981 - 1985	12.16
1986 - 1990	52.14
1991 - 1995	79.70
1996 - 2000	50.36
2001 - 2005	41.65

Maximum landings 102.76 (1995)

Minimum landings 1.50 (1962)

Current landings 46.59

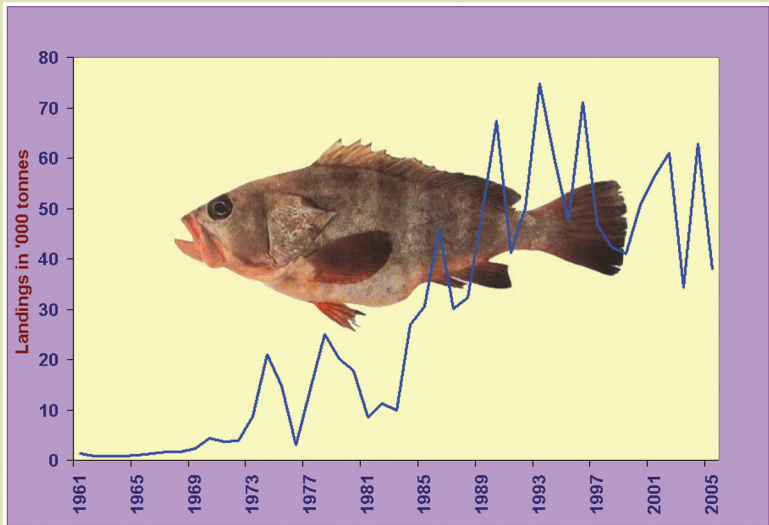
Major Species

Megalaspis cordyla, *Caranx ignobilis*, *C. malabaricus*,
Decapterus russelli, *D. dayi*, *D. macrosoma*, *Selar crumenophthalmus*

Major Gears

Trawl-net
Seine-nets
Hooks & lines
Gillnet

Perches



Average landings ('000 tonnes)

1961 - 1965	0.98
1966 - 1970	2.27
1971 - 1975	10.40
1976 - 1980	16.05
1981 - 1985	17.43
1986 - 1990	44.96
1991 - 1995	54.78
1996 - 2000	50.42
2001 - 2005	50.54

Maximum landings 74.81 (1993)

Minimum landings 0.79 (1964)

Current landings 38.05

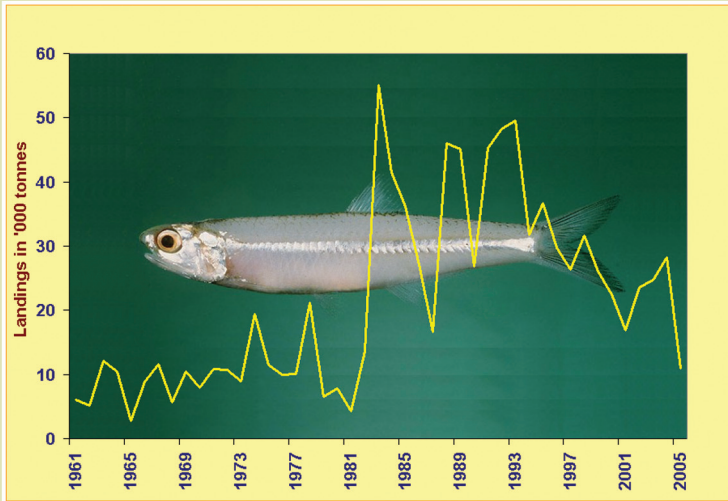
Major Species

Nemipterus japonicus, N. mesopriion, Epinephelus diacanthus

Major Gears

Trawlnet
Hooks & lines
Seinenets
Gillnet

Anchovies



Average landings ('000 tonnes)

1961 - 1965	7.32
1966 - 1970	8.90
1971 - 1975	12.27
1976 - 1980	11.12
1981 - 1985	30.13
1986 - 1990	32.35
1991 - 1995	42.27
1996 - 2000	27.23
2001 - 2005	20.88

Maximum landings 55.04 (1983)

Minimum landings 2.72 (1965)

Current landings 10.98

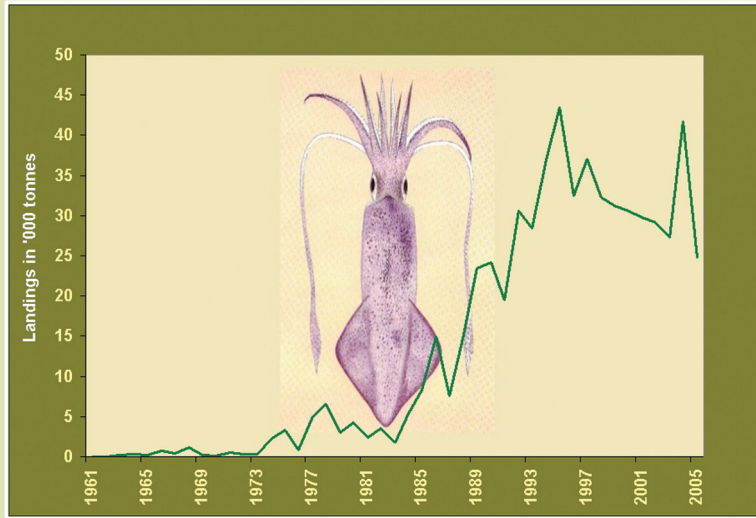
Major Species

Encrasicolina devisi, *Stolephorus waitei*

Major Gears

Seinenets
Trawlnet
Gillnet

Cephalopods



Average landings ('000 tonnes)

1961 - 1965	0.15
1966 - 1970	0.49
1971 - 1975	1.34
1976 - 1980	3.92
1981 - 1985	4.27
1986 - 1990	17.07
1991 - 1995	31.79
1996 - 2000	32.73
2001 - 2005	30.55

Maximum landings 43.47 (1995)

Minimum landings 0.02 (1962)

Current landings 24.76

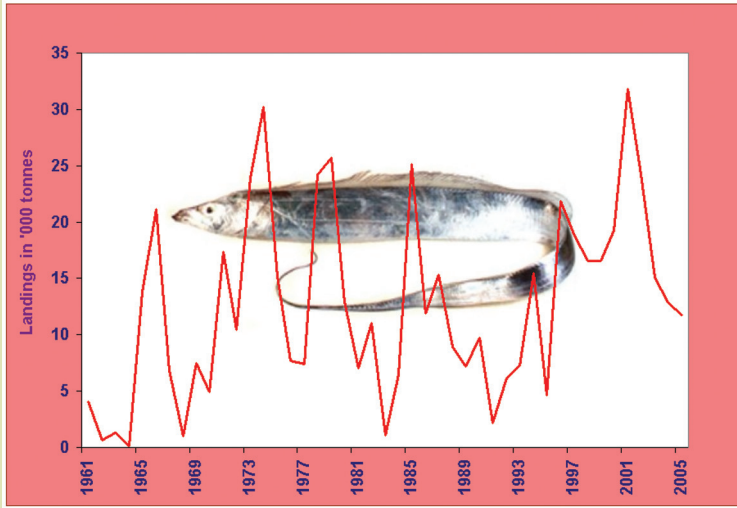
Major Species

Loligo duvauceli, Sepia aculeata, S. pharaonis

Major Gears

Trawl net
Hooks & lines

Ribbonfishes



Average landings ('000 tonnes)

1961 - 1965	3.99
1966 - 1970	8.26
1971 - 1975	19.42
1976 - 1980	15.60
1981 - 1985	10.16
1986 - 1990	10.61
1991 - 1995	7.14
1996 - 2000	18.65
2001 - 2005	19.15

Maximum landings	31.78 (2001)
Minimum landings	0.17 (1964)
Current landings	11.76

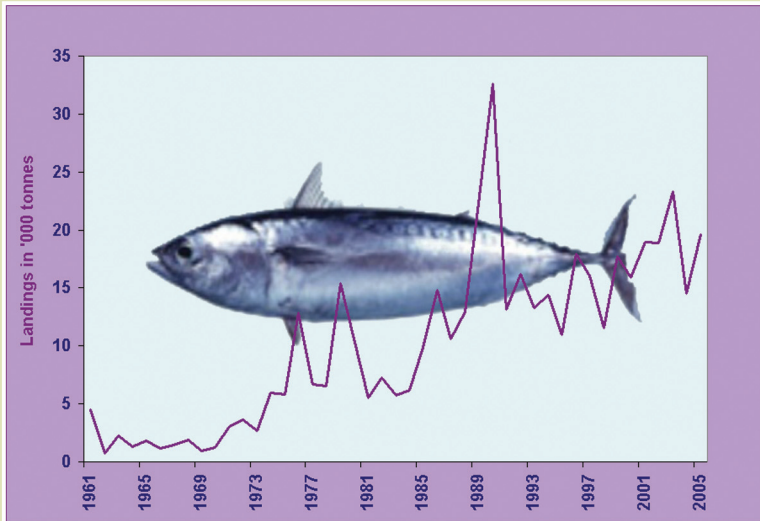
Major Species

Trichiurus lepturus, *Lepturacanthus savala*,
Eupleurogrammus intermedius, *E. muticus*

Major Gears

Trawl-net
Seine-nets
Gillnet

Tunas



Average landings ('000 tonnes)

1961 - 1965	2.14
1966 - 1970	1.34
1971 - 1975	4.23
1976 - 1980	10.43
1981 - 1985	6.91
1986 - 1990	18.64
1991 - 1995	13.59
1996 - 2000	15.83
2001 - 2005	19.05

<i>Maximum landings</i>	32.62 (1990)
<i>Minimum landings</i>	0.72 (1962)
<i>Current landings</i>	19.57

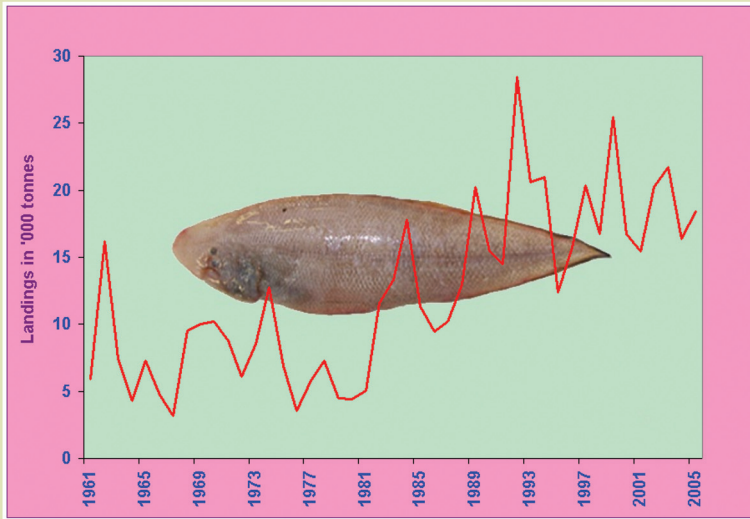
Major Species

Euthynnus affinis, *Auxis thazard*, *A. rochei*, *Katsuwonus pelamis*
Thunnus tonggol, *T. albacares*

Major Gears

Trawl-net
Gillnet

Flatfish



Average landings ('000 tonnes)

1961 - 1965	8.24
1966 - 1970	7.54
1971 - 1975	8.64
1976 - 1980	5.10
1981 - 1985	11.82
1986 - 1990	13.65
1991 - 1995	19.39
1996 - 2000	19.02
2001 - 2005	18.43

Maximum landings 28.45 (1992)

Minimum landings 3.20 (1967)

Current landings 18.44

Major Species

Cynoglossus macrostomus, *C. macrolepidotus*, *Psettodes erumei*

Major Gears

Trawlnet
Gillnet

Major fish landing centres in Kerala





www.cmfri.org.in

Published by Director, CMFRI, Kochi-18
Concept : M. Srinath

Layout & data preparation : M.R. Beena, Sindhu K. Augustine, Somy Kuriakose, J. Sreenivasan