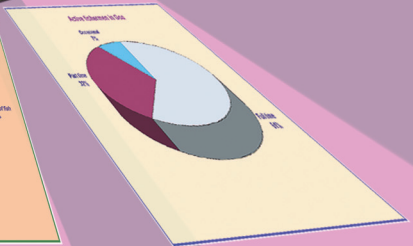
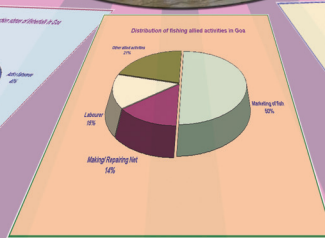
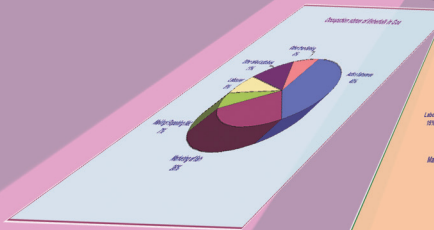




# Marine Fisheries Profile GOA

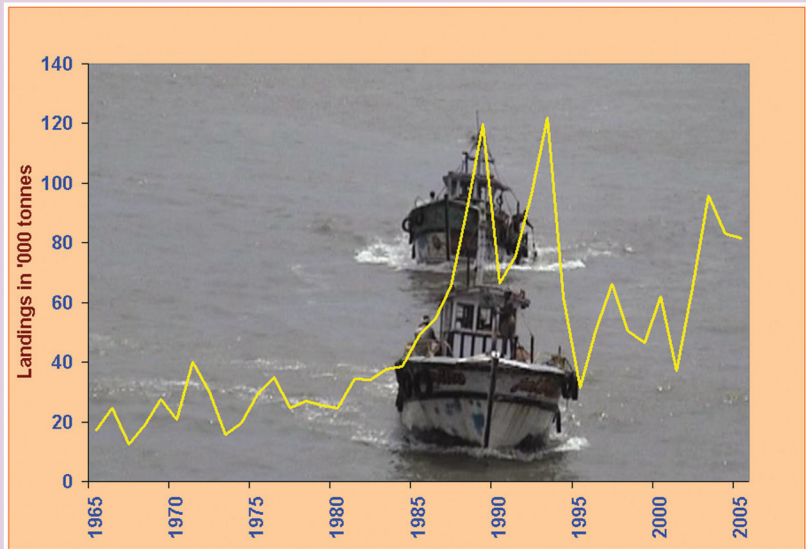


**Fishery Resources Assessment Division**  
**Central Marine Fisheries Research Institute**  
(Indian Council of Agricultural Research)  
**Cochin**

# Major fish landing centres in Goa



# Total landings - All resources



## Average landings ( '000 tonnes)

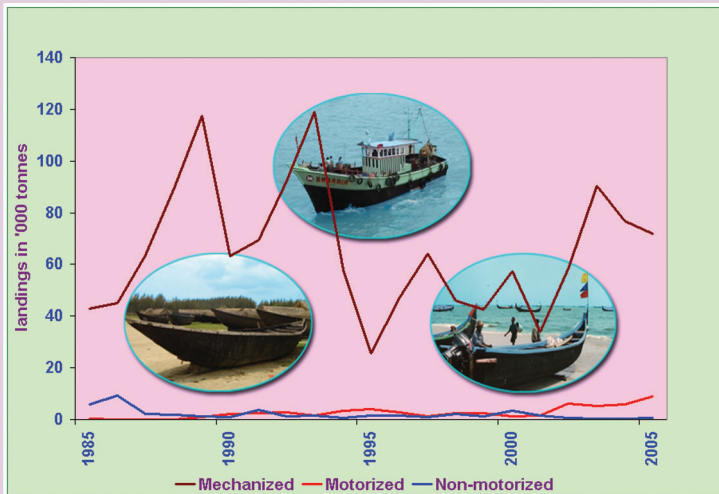
1966 - 1970	20.85
1971 - 1975	26.91
1976 - 1980	27.34
1981 - 1985	38.72
1986 - 1990	79.52
1991 - 1995	77.41
1996 - 2000	55.20
2001 - 2005	72.51

Maximum landings	122.00 (1993)
Minimum landings	12.46 (1967)
Current landings	81.60

## Major Gears

Seinenets  
Trawlnet  
Gillnet

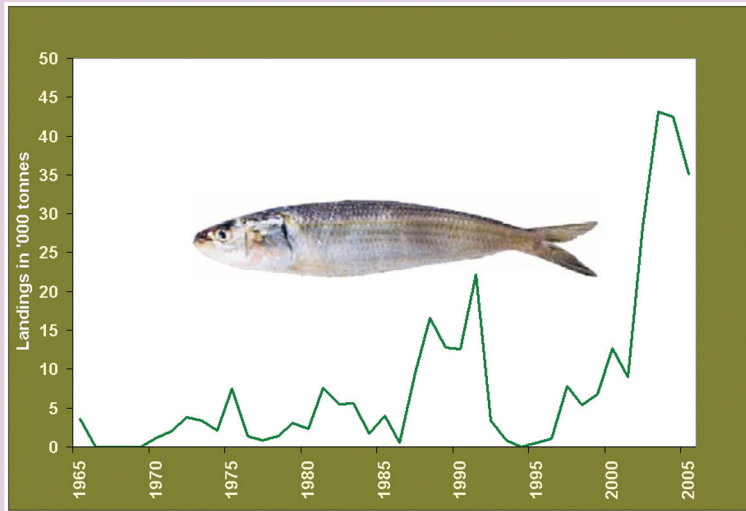
# Sectorwise landings



## Average landings ('000 tonnes)

	Mechanized	Motorized	Non-motorized
1986 - 1990	75.79	0.66	3.07
1991 - 1995	72.88	2.87	1.67
1996 - 2000	51.33	2.08	1.79
2001 - 2005	66.33	5.56	0.63

# Oil sardine



## Average landings ('000 tonnes)

1966 - 1970	0.23
1971 - 1975	3.77
1976 - 1980	1.80
1981 - 1985	4.89
1986 - 1990	10.42
1991 - 1995	5.38
1996 - 2000	6.75
2001 - 2005	31.61

Maximum landings	43.16 (2003)
Minimum landings	0.00* (1966-69)
Current landings	35.11

## Species

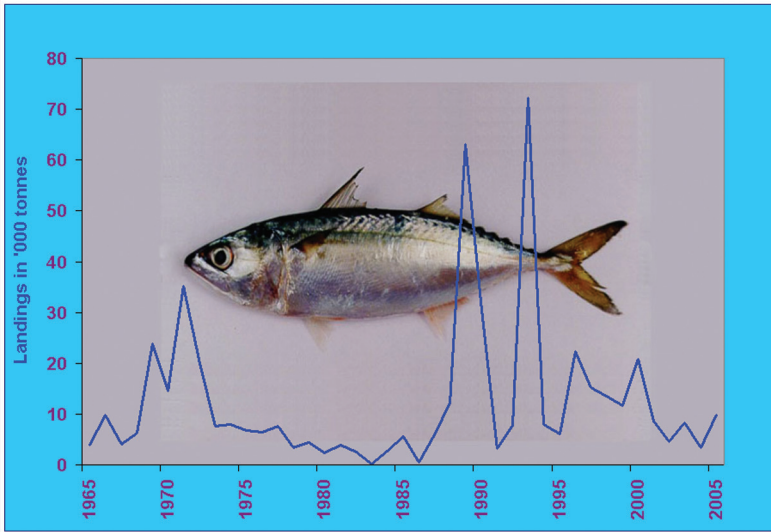
*Sardinella longiceps*

## Major Gears

Seinenets

\* '0' landings indicate marginal landings below 5 tonnes

# Mackerel



## *Average landings ( '000 tonnes)*

1966 - 1970	11.72
1971 - 1975	15.51
1976 - 1980	4.86
1981 - 1985	3.01
1986 - 1990	22.46
1991 - 1995	19.42
1996 - 2000	16.74
2001 - 2005	6.92

<i>Maximum landings</i>	72.15 (1993)
<i>Minimum landings</i>	0.22 (1983)
<i>Current landings</i>	9.81

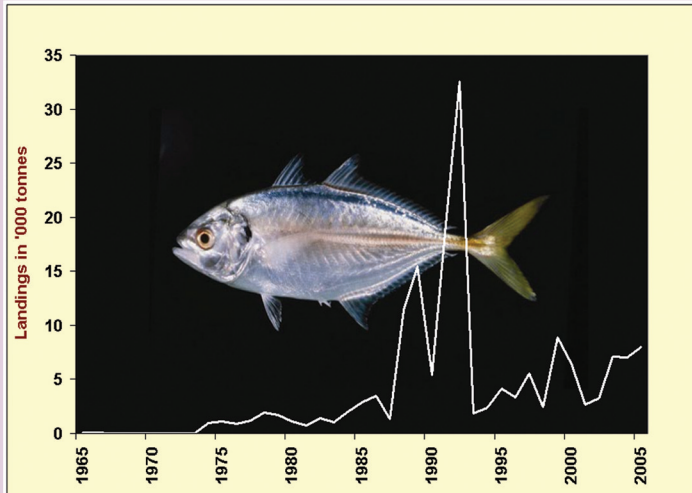
## *Species*

*Rastrelliger kanagurta*

## *Major Gears*

Seinenets  
Gillnet

# Carangids



## Average landings ( '000 tonnes)

1966 - 1970	0.02
1971 - 1975	0.41
1976 - 1980	1.37
1981 - 1985	1.62
1986 - 1990	7.41
1991 - 1995	12.03
1996 - 2000	5.33
2001 - 2005	5.61

*Maximum landings* 32.54 (1992)

*Minimum landings* 0.00\*(1971)

*Current landings* 8.03

## Major Species

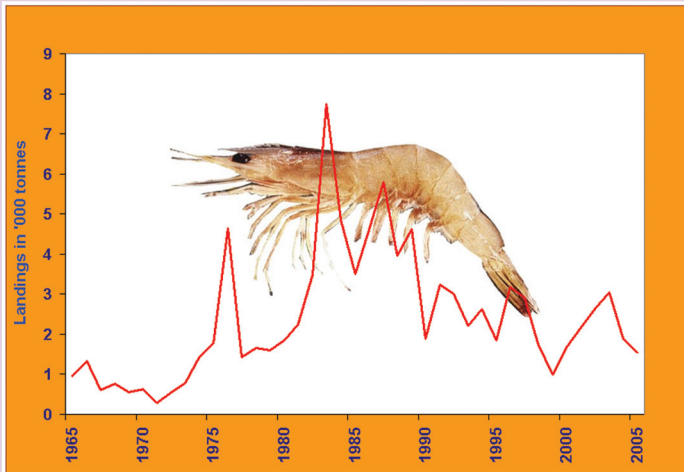
*Megalaspis cordyla*, *Caranx ignobilis*, *C. malabaricus*,  
*Decapterus russelli*, *D. dayi*, *D. macrosoma*,  
*Selar crumenophthalmus*

## Major Gears

Seinenets  
 Trawlnet  
 Gillnet

\* '0' landings indicate marginal landings below 5 tonnes

# Penaeid Prawns



## Average landings ( '000 tonnes)

1966 - 1970	0.78
1971 - 1975	0.97
1976 - 1980	2.23
1981 - 1985	4.36
1986 - 1990	4.17
1991 - 1995	2.58
1996 - 2000	2.09
2001 - 2005	2.25

Maximum landings	7.74 (1983)
Minimum landings	0.28 (1971)
Current landings	1.54

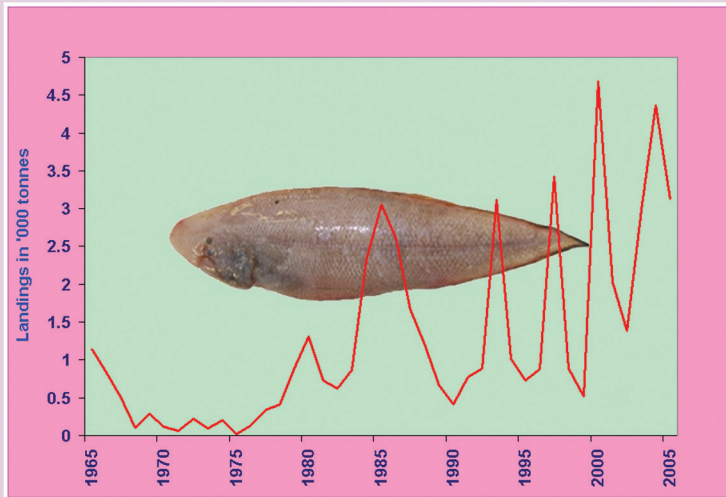
## Major Species

*Parapenaeopsis stylifera*, *Metapenaeus dobsoni*,  
*M. monoceros*, *M. affinis*, *Solenocera crassicornis*, *S. choprai*,  
*S. indica*, *S. hextii*, *Fenneropenaeus indicus*

## Major Gears

Trawlnet  
Seinenets

# Flatfish



## Average landings ('000 tonnes)

1966 - 1970	0.37
1971 - 1975	0.12
1976 - 1980	0.62
1981 - 1985	1.51
1986 - 1990	1.31
1991 - 1995	1.31
1996 - 2000	2.08
2001 - 2005	2.78

Maximum landings	4.69 (2000)
Minimum landings	0.02 (1975)
Current landings	3.13

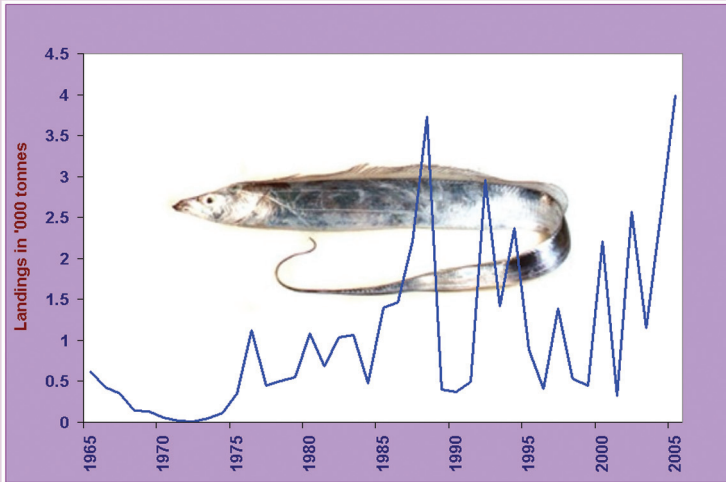
## Major Species

*Cynoglossus macrostomus*, *C. macrolepidotus*, *Psettodes erumei*

## Major Gears

Trawlnet

# Ribbonfishes



## *Average landings ('000 tonnes)*

1966 - 1970	0.22
1971 - 1975	0.11
1976 - 1980	0.74
1981 - 1985	0.93
1986 - 1990	1.64
1991 - 1995	1.63
1996 - 2000	1.00
2001 - 2005	2.11

<i>Maximum landings</i>	3.98 (2005)
<i>Minimum landings</i>	0.01 (1972)
<i>Current landings</i>	3.98

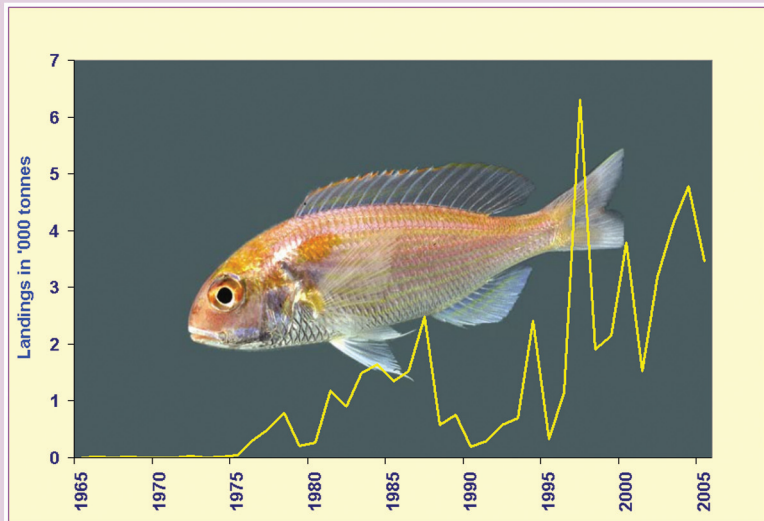
## *Major Species*

*Trichiurus lepturus*, *Lepturacanthus savala*,  
*Eupleurogrammus intermedius*, *E. muticus*

## *Major Gears*

Trawl  
net  
Gillnet

# Perches



## *Average landings ( '000 tonnes)*

1966 - 1970	0.01
1971 - 1975	0.02
1976 - 1980	0.41
1981 - 1985	1.31
1986 - 1990	1.11
1991 - 1995	0.86
1996 - 2000	3.06
2001 - 2005	3.42

<i>Maximum landings</i>	6.30 (1997)
<i>Minimum landings</i>	0.00* (1965, 1970, 1971)
<i>Current landings</i>	3.46

## *Major Species*

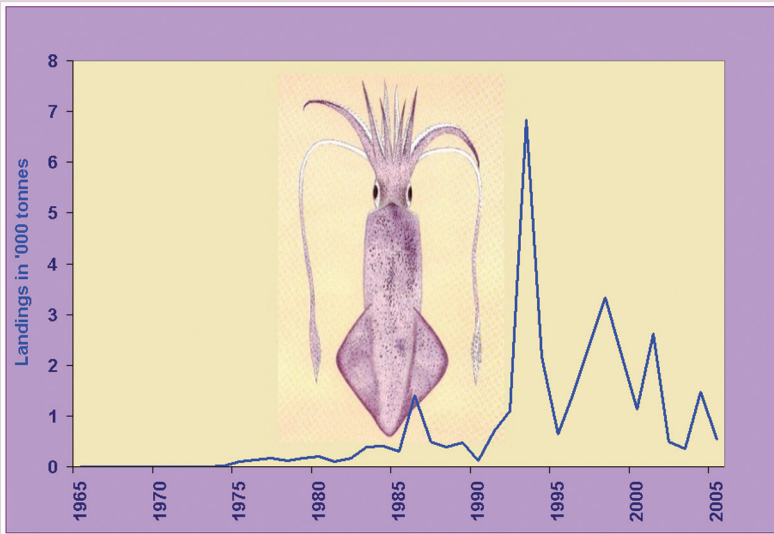
*Nemipterus japonicus*, *N. mesoprion*,  
*Epinephelus diacanthus*

## *Major Gears*

Trawlnet  
Seinenets

\* '0' landings indicate marginal landings below 5 tonnes

# Cephalopods



## Average landings ( '000 tonnes)

1966 - 1970	0.00*
1971 - 1975	0.02
1976 - 1980	0.16
1981 - 1985	0.27
1986 - 1990	0.58
1991 - 1995	2.29
1996 - 2000	2.11
2001 - 2005	1.10

*Maximum landings* 6.84 (1993)

*Minimum landings* 0.00\* (1965, '67, 1969-71, '73)

*Current landings* 0.53

## Major Species

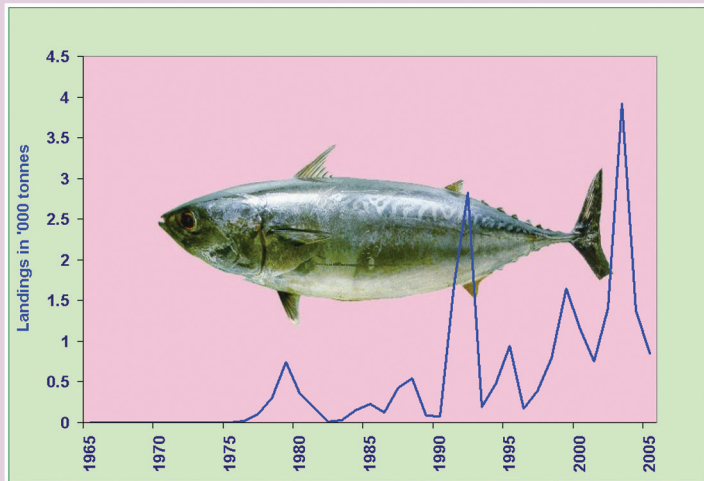
*Loligo duvauceli, Sepia aculeata, S. pharaonis*

## Major Gears

Trawl-net

\* '0' landings indicate marginal landings below 5 tonnes

# Tunas



## Average landings ( '000 tonnes)

1966 - 1970	0.00*
1971 - 1975	0.00*
1976 - 1980	0.31
1981 - 1985	0.12
1986 - 1990	0.25
1991 - 1995	1.22
1996 - 2000	0.83
2001 - 2005	1.66

*Maximum landings* 3.92 (2003)

*Minimum landings* 0.00\* (1965-69, 1971-74)

*Current landings* 0.85

## Major Species

*Euthynnus affinis*, *Auxis thazard*, *A. rochei*, *Katsuwonus pelamis*  
*Thunnus tonggol*, *T. albacares*

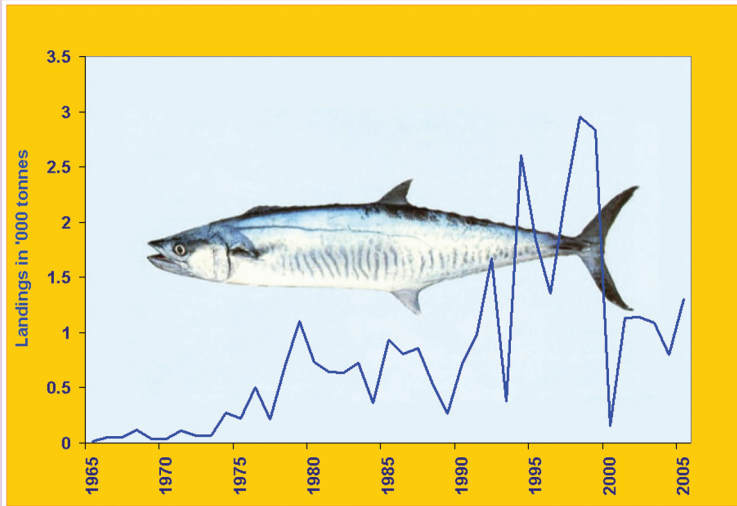
## Major Gears

Seinenets

Gillnet

\* '0' landings indicate marginal landings below 5 tonnes

# Seerfishes



## *Average landings ('000 tonnes)*

1966 - 1970	0.06
1971 - 1975	0.15
1976 - 1980	0.65
1981 - 1985	0.66
1986 - 1990	0.64
1991 - 1995	1.49
1996 - 2000	1.90
2001 - 2005	1.09

*Maximum landings* 2.96 (1998)

*Minimum landings* 0.02 (1965)

*Current landings* 1.30

## *Major Species*

*Scomberomorus commerson*, *S. guttatus*, *S. lineolatus*  
*Acanthocybium solandri*

## *Major Gears*

Gillnet  
Seinenets  
Trawlnet

# *Statistical highlights*

Coastal length	104 km
Landing centres	34
Fishing villages	39
Fisherfolk families	1,963
Fisherfolk population	10,668
Male	5,516
Female	5,152
Sex ratio (Females/1000 males)	934
Family size	5.43
Education	
Formal education	7,374
No education	3,294
Active fisherfolk	
Full time	1,511
Part time	817
Occasional	187
Allied activities	
Male	1,881
Female	1,501
Fishing Crafts	
Mechanized	1,087
Motorized	932
Non-motorized	532
Fisherfolk families possessing neither craft nor gear	418
Total Production in 2005 (thousand tonnes)	81.60



[www.cmfri.org.in](http://www.cmfri.org.in)

Published by Director, CMFRI, Kochi-18  
Concept : M. Srinath

Layout & data preparation : M.R. Beena, Sindhu K. Augustine, Somy Kuriakose, J. Sreenivasan