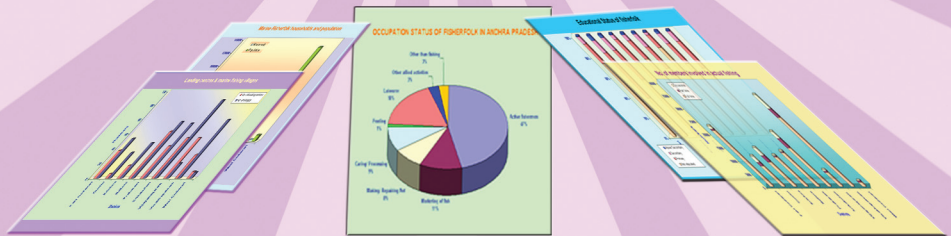




Marine Fisheries Profile Andhra Pradesh

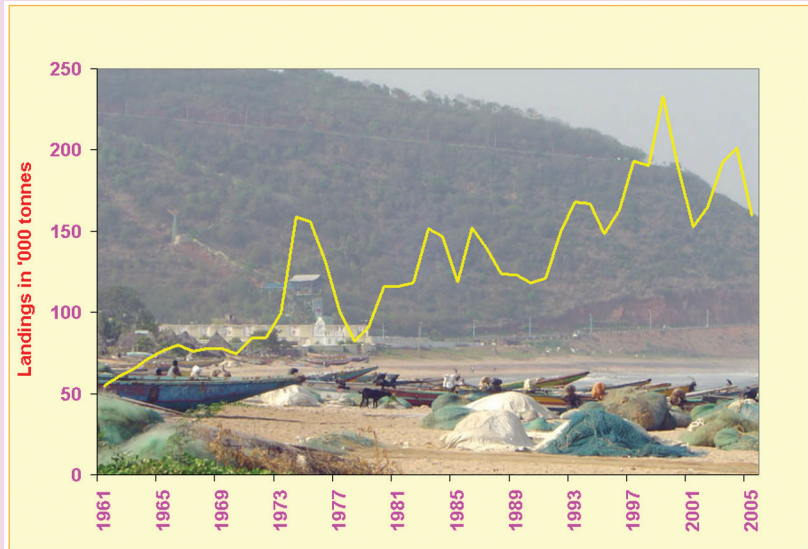


Fishery Resources Assessment Division
Central Marine Fisheries Research Institute
(Indian Council of Agricultural Research)
Cochin

Statistical highlights

Coastal length	974 km
Landing centres	271
Fishing villages	498
Fisherfolk families	129,246
Fisherfolk population	509,991
Male	259,918
Female	250,073
Sex ratio (Females/1000 males)	962
Family size	3.95
Education	
Formal education	165,614
No education	344,377
Active fisherfolk	
Full time	109,644
Part time	13,008
Occasional	15,962
Allied activities	
Male	61,977
Female	90,915
Fishing Crafts	
Mechanized	2,541
Motorized	14,112
Non-motorized	24,386
Fisherfolk families possessing neither craft nor gear	58,415
Total Production in 2005 (thousand tonnes)	159.68

Total landings - All resources



Average landings ('000 tonnes)

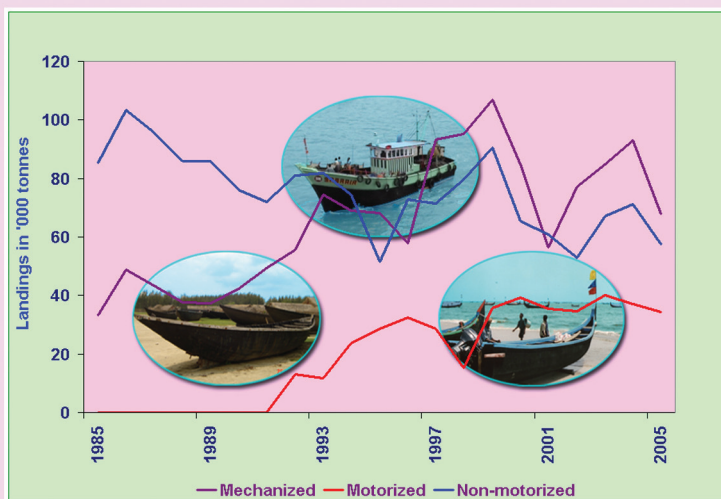
1961 - 1965	65.72
1966 - 1970	77.11
1971 - 1975	116.50
1976 - 1980	104.33
1981 - 1985	130.18
1986 - 1990	131.25
1991 - 1995	150.91
1996 - 2000	193.83
2001 - 2005	174.14

Maximum landings	233.28 (1999)
Minimum landings	54.97 (1961)
Current landings	159.68

Major Gears

Trawlnet
 Gillnet
 Seinenets
 Hooks & lines

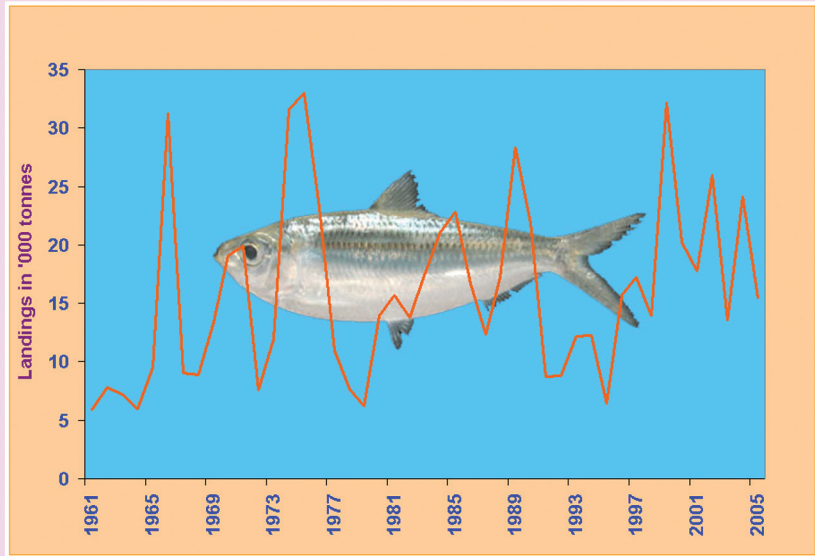
Sectorwise landings



Average landings ('000 tonnes)

	Mechanized	Motorized	Non-motorized
1986 - 1990	41.83	0.00	89.42
1991 - 1995	63.36	15.42	72.13
1996 - 2000	87.58	30.24	76.00
2001 - 2005	75.90	36.35	61.89

Lesser sardines



Average landings ('000 tonnes)

1961 - 1965	7.27
1966 - 1970	16.33
1971 - 1975	20.80
1976 - 1980	12.40
1981 - 1985	18.18
1986 - 1990	19.32
1991 - 1995	9.68
1996 - 2000	19.85
2001 - 2005	19.36

Maximum landings	32.99 (1975)
Minimum landings	5.89 (1961)
Current landings	15.45

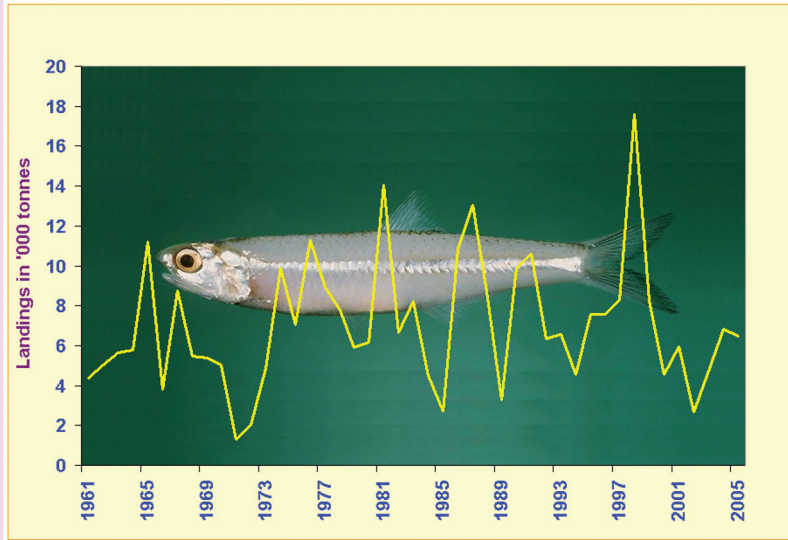
Major Species

Sardinella gibbosa, *S. fimbriata*, *S. brachysoma*

Major Gears

Gillnet
Seinenets

Anchovies



Average landings ('000 tonnes)

1961 - 1965	6.41
1966 - 1970	5.70
1971 - 1975	5.02
1976 - 1980	8.03
1981 - 1985	7.23
1986 - 1990	9.15
1991 - 1995	7.12
1996 - 2000	9.25
2001 - 2005	5.33

Maximum landings	17.58 (1998)
Minimum landings	1.33 (1971)
Current landings	6.50

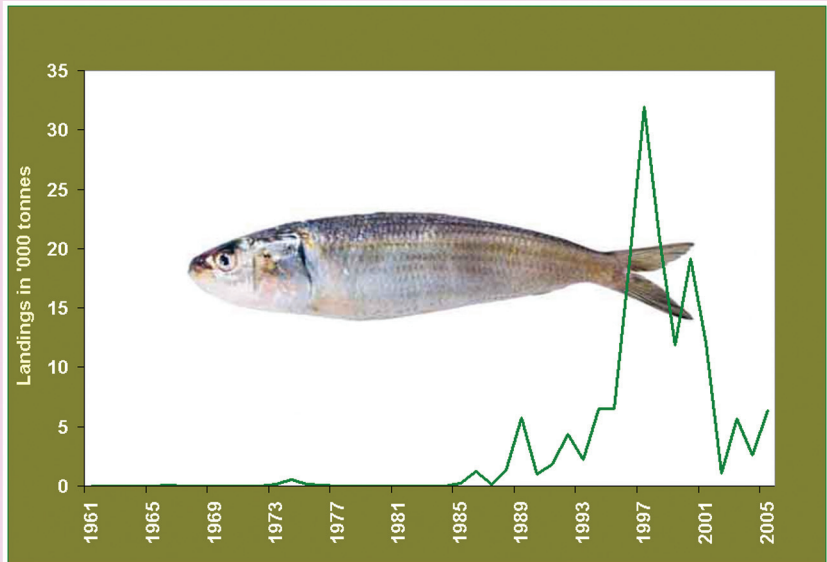
Major Species

Coilia dussumieri, *Setipinna taty*, *Stolephorus waitei*

Major Gears

Seinenets, Trawlnet, Gillnet

Oil sardine



Average landings ('000 tonnes)

1961 - 1965	0.00*
1966 - 1970	0.01
1971 - 1975	0.16
1976 - 1980	0.02
1981 - 1985	0.05
1986 - 1990	1.89
1991 - 1995	4.29
1996 - 2000	20.53
2001 - 2005	5.55

Maximum landings

31.97 (1997)

Minimum landings

0.00* (1961-65, 1967-72, 1977-84)

Current landings

6.38

Major Species

Sardinella longiceps

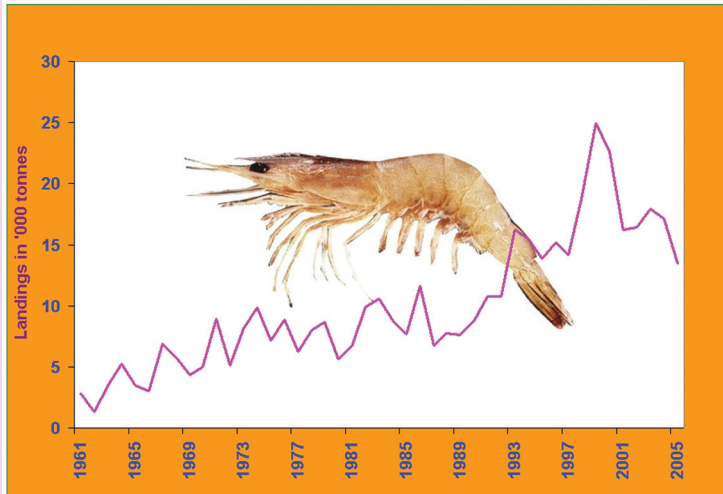
Major Gears

Gillnet

Seinenets

* '0' landings indicate marginal landings below 5 tonnes

Penaeid Prawns



Average landings ('000 tonnes)

1961 - 1965	3.27
1966 - 1970	5.00
1971 - 1975	7.85
1976 - 1980	7.50
1981 - 1985	8.73
1986 - 1990	8.49
1991 - 1995	13.43
1996 - 2000	19.19
2001 - 2005	16.23

Maximum landings 24.97 (1999)

Minimum landings 1.32 (1962)

Current landings 13.49

Major Species

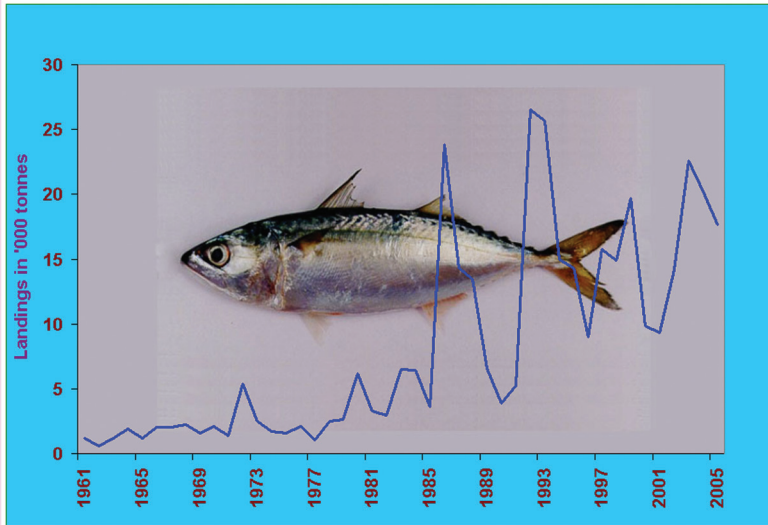
Parapenaeopsis stylifera, *Metapenaeus dobsoni*,
M. monoceros, *M. affinis*, *Solenocera crassicornis*, *S. choprai*,
S. indica, *S. hextii*, *Fenneropenaeus indicus*

Major Gears

Trawl-net

Gillnet

Mackerel



Average landings ('000 tonnes)

1961 - 1965	1.20
1966 - 1970	2.01
1971 - 1975	2.53
1976 - 1980	2.89
1981 - 1985	4.56
1986 - 1990	12.41
1991 - 1995	17.35
1996 - 2000	13.84
2001 - 2005	16.79

<i>Maximum landings</i>	26.51 (1992)
<i>Minimum landings</i>	0.60 (1962)
<i>Current landings</i>	17.67

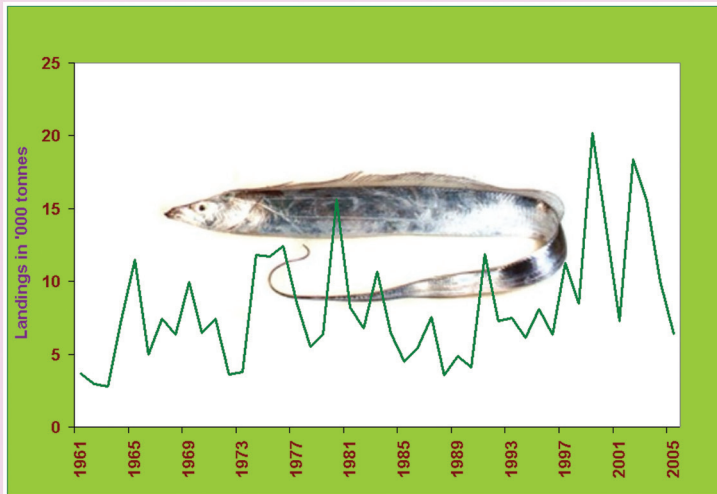
Major Species

Rastrelliger kanagarua

Major Gears

Gillnet
Seinenets
Trawlnet

Ribbonfishes



Average landings ('000 tonnes)

1961 - 1965	5.67
1966 - 1970	7.04
1971 - 1975	7.66
1976 - 1980	9.70
1981 - 1985	7.32
1986 - 1990	5.11
1991 - 1995	8.18
1996 - 2000	12.02
2001 - 2005	11.52

Maximum landings 20.17 (1999)

Minimum landings 2.79 (1963)

Current landings 6.40

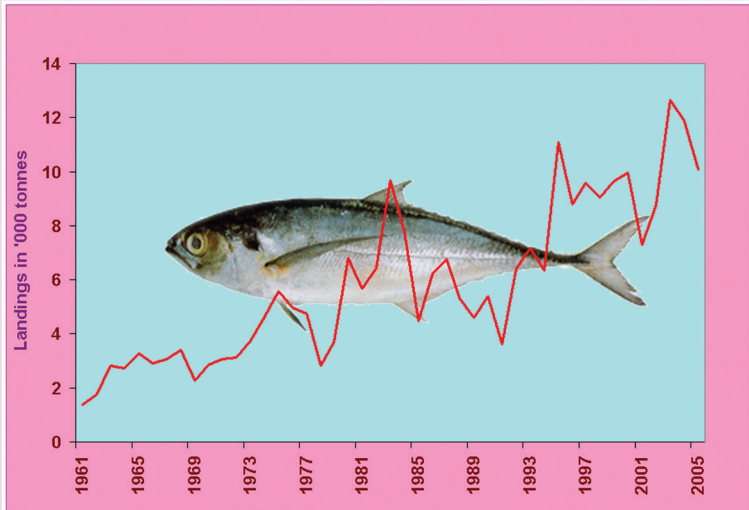
Major Species

Trichiurus lepturus, *Lepturacanthus savala*,
Eupleurogrammus intermedius, *E. muticus*

Major Gears

Trawlnet
Gillnet
Seinenets

Carangids



Average landings ('000 tonnes)

1961 - 1965	2.39
1966 - 1970	2.90
1971 - 1975	4.02
1976 - 1980	4.61
1981 - 1985	6.81
1986 - 1990	5.65
1991 - 1995	6.93
1996 - 2000	9.41
2001 - 2005	10.13

Maximum landings 12.64 (2003)

Minimum landings 1.37 (1961)

Current landings 10.07

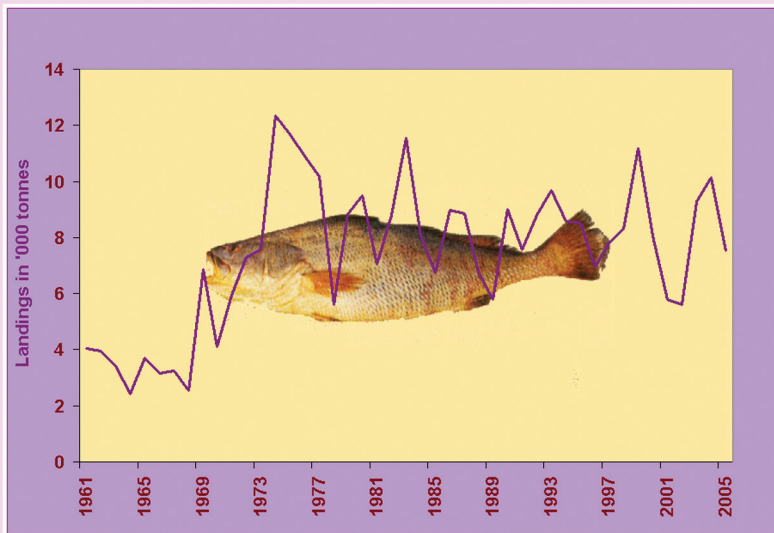
Major Species

Megalaspis cordyla, *Caranx ignobilis*, *C. malabaricus*,
Decapterus russelli, *D. dayi*, *D. macrosoma*, *Selar crumenophthalmus*

Major Gears

Trawl-net
Gillnet
Seinenets

Croakers



Average landings ('000 tonnes)

1961 - 1965	3.51
1966 - 1970	3.98
1971 - 1975	8.97
1976 - 1980	9.00
1981 - 1985	8.43
1986 - 1990	7.89
1991 - 1995	8.63
1996 - 2000	8.47
2001 - 2005	7.66

Maximum landings 12.36 (1974)

Minimum landings 2.42 (1964)

Current landings 7.52

Major Species

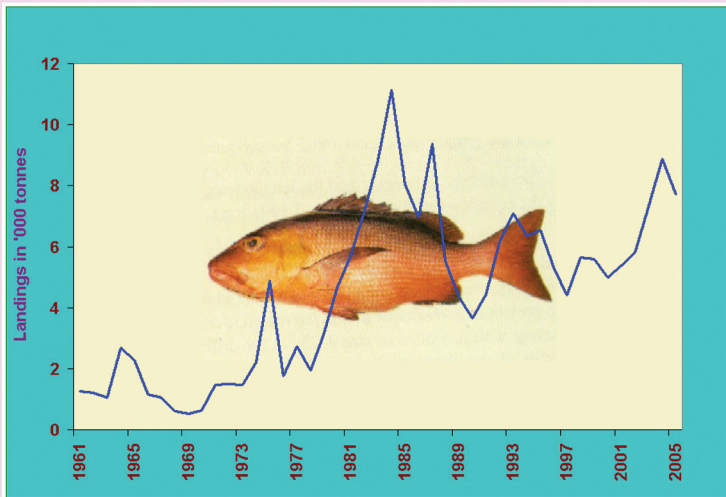
Otolithoides biauritus, *Protonibea diacanthus*, *Johnius carutta*,
Otolithes argenteus, *O. ruber*

Major Gears

Trawlnet

Gillnet

Perches



Average landings ('000 tonnes)

1961 - 1965	1.70
1966 - 1970	0.79
1971 - 1975	2.30
1976 - 1980	2.83
1981 - 1985	8.16
1986 - 1990	5.98
1991 - 1995	6.12
1996 - 2000	5.18
2001 - 2005	7.02

Maximum landings	11.12 (1984)
Minimum landings	0.54 (1969)
Current landings	7.71

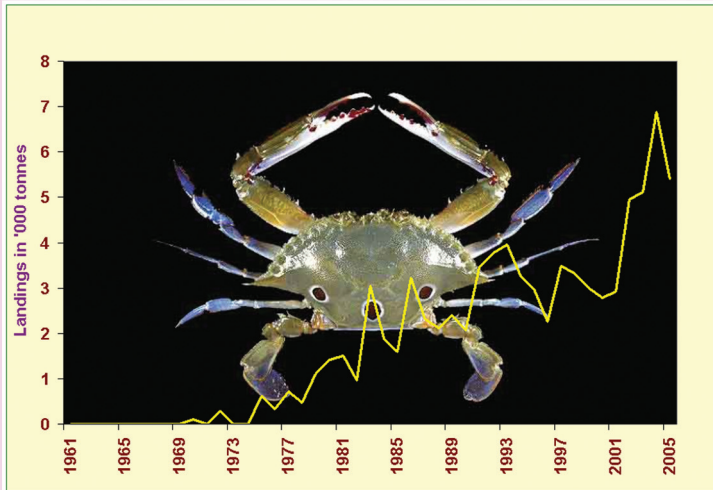
Major Species

Nemipterus japonicus, *N. mesoprion*, *Epinephelus diacanthus*

Major Gears

Trawl-net
Gillnet
Hooks & lines

Crab



Average landings ('000 tonnes)

1961 - 1965	0.00*
1966 - 1970	0.02
1971 - 1975	0.18
1976 - 1980	0.81
1981 - 1985	1.80
1986 - 1990	2.42
1991 - 1995	3.49
1996 - 2000	2.98
2001 - 2005	5.06

Maximum landings 6.88 (2004)

Minimum landings 0.00* (1961-'69, '71, '73, '74)

Current landings 5.41

Major Species

Portunus pelagicus, *P. sanguinolentus*, *Charybdis cruciata*

Major Gears

Trawl-net

Gillnet

* '0' landings indicate marginal landings below 5 tonnes

Major fish landing centres in Andhra Pradesh





www.cmfri.org.in

Published by Director, CMFRI, Kochi-18
Concept : M. Srinath

Layout & data preparation : M.R. Beena, Sindhu K. Augustine, Somy Kuriakose, J. Sreenivasan